

**FPT CORPORATION**

*(Incorporated in the Socialist Republic of Vietnam)*

**REVIEWED INTERIM SEPARATE  
FINANCIAL STATEMENTS**

**For the 6-month period ended 30 June 2018**

W M C

**FPT CORPORATION**

No.17 Duy Tan Street  
Dich Vong Hau Ward, Cau Giay District  
Hanoi, S.R. Vietnam

---

**TABLE OF CONTENTS**

<b><u>CONTENTS</u></b>	<b><u>PAGE(S)</u></b>
STATEMENT OF THE BOARD OF MANAGEMENT	1 - 2
REPORT ON REVIEW OF INTERIM SEPARATE FINANCIAL STATEMENTS	3
INTERIM BALANCE SHEET	4 - 5
INTERIM INCOME STATEMENT	6
INTERIM CASH FLOW STATEMENT	7 - 8
NOTES TO THE INTERIM SEPARATE FINANCIAL STATEMENTS	9 - 30

**FPT CORPORATION**

No.17 Duy Tan Street  
Dich Vong Hau Ward, Cau Giay District  
Hanoi, S.R. Vietnam

---

**STATEMENT OF THE BOARD OF MANAGEMENT**

The Board of Management of FPT Corporation (the "Company") presents this report together with the Company's interim separate financial statements for the 6-month period ended 30 June 2018.

**THE BOARDS OF DIRECTORS AND MANAGEMENT**

The members of the Boards of Directors and Management of the Company who held office during the period and to the date of this report are as follows:

**Board of Directors**

Mr. Truong Gia Binh	Chairman
Mr. Bui Quang Ngoc	Vice Chairman
Mr. Do Cao Bao	Member
Mr. Jean Charles Belliol	Member
Mr. Le Song Lai	Member
Mr. Tomokazu Hamaguchi	Member
Mr. Dan E Khoo	Member

**Board of Management**

Mr. Bui Quang Ngoc	Executive President
Mr. Nguyen The Phuong	Executive Vice President
Mr. Do Cao Bao	Executive Vice President
Mr. Nguyen Van Khoa	Executive Vice President (appointed on 01 March 2018)
Mr. Hoang Viet Anh	Executive Vice President (appointed on 01 March 2018)
Mr. Duong Dung Trieu	Executive Vice President (resigned on 15 January 2018)

**BOARD OF MANAGEMENT'S STATEMENT OF RESPONSIBILITY**

The Board of Management of the Company is responsible for preparing the interim separate financial statements, which give a true and fair view of the financial position of the company as at 30 June 2018 and of its results and cash flows for the 6-month period then ended in accordance with Vietnamese Accounting Standards, accounting regime for enterprises and legal regulations relating to interim financial reporting. In preparing these interim separate financial statements, the Board of Management is required to:

- select suitable accounting policies and then apply them consistently;
- make judgments and estimates that are reasonable and prudent;
- state whether applicable accounting principles have been followed, subject to any material departures disclosed and explained in the interim separate financial statements;
- prepare the interim separate financial statements on the going concern basis unless it is inappropriate to presume that the Company will continue in business; and
- design and implement an effective internal control system for the purpose of properly preparing and presenting the interim separate financial statements so as to minimize errors and frauds.



**STATEMENT OF THE BOARD OF MANAGEMENT (Continued)**

**BOARD OF MANAGEMENT'S STATEMENT OF RESPONSIBILITY (Continued)**

The Board of Management is responsible for ensuring that proper accounting records are kept, which disclose, with reasonable accuracy at any time, the financial position of the Company and that the interim separate financial statements comply with Vietnamese Accounting Standards, accounting regime for enterprises and legal regulations relating to interim financial reporting. The Board of Management is also responsible for safeguarding the assets of the Company and hence for taking reasonable steps for the prevention and detection of frauds and other irregularities.

The Board of Management confirms that the Company has complied with the above requirements in preparing these interim separate financial statements.

For and on behalf of the Board of Management,



---

**Nguyen The Phuong**  
**Executive Vice President**

Power of Attorney No. 94.3-2013/QD-FPT-TGD  
dated 05 August 2013

*Hanoi, 10 August 2018*



No.: *109* /VN1A-HN-BC

## REPORT ON REVIEW OF INTERIM SEPARATE FINANCIAL STATEMENTS

**To: The shareholders  
The Boards of Directors and Management of  
FPT Corporation**

We have reviewed the accompanying interim separate financial statements of FPT Corporation (the "Company"), prepared on 10 August 2018 as set out from page 04 to page 30, which comprise the interim balance sheet as at 30 June 2018, the interim statement of income and interim statement of cash flows for the 6-month period then ended, and summary of significant accounting policies and other explanatory information.

### Management's Responsibility for the Interim separate Financial Statements

Management is responsible for the preparation and fair presentation of these interim separate financial statements in accordance with Vietnamese Accounting Standards, accounting regime for enterprises and legal regulations relating to interim financial reporting, and for such internal control as management determines is necessary to enable the preparation of interim separate financial statements that are free from material misstatement, whether due to fraud or error.

### Auditors' Responsibility

Our responsibility is to express a conclusion on the accompanying interim separate financial statements based on our review. We conducted our review in accordance with Vietnamese Standard on Review Engagements (VSRE) 2410 - Review of Interim Financial Information Performed by the Independent Auditor of the Entity.

A review of interim separate financial statements consists of making inquiries, primarily of persons responsible for financial and accounting matters, and applying analytical and other review procedures. A review is substantially less in scope than an audit conducted in accordance with Vietnamese Standards on Auditing and consequently does not enable us to obtain assurance that we would become aware of all significant matters that might be identified in an audit. Accordingly, we do not express an audit opinion.

### Conclusion

Based on our review, nothing has come to our attention that causes us to believe that the accompanying interim separate financial statements do not present fairly, in all material respects, the financial position of the Company as at 30 June 2018, and of its financial performance and its cash flows for the 6-month period then ended in accordance with Vietnamese Accounting Standards, accounting regime for enterprises and legal regulations relating to interim financial reporting.



**Vu Duc Nguyen**  
**Deputy General Director**  
Audit Practising Registration Certificate  
No. 0764-2018-001-1

**DELOITTE VIETNAM COMPANY LIMITED**

10 August 2018  
Hanoi, S.R. Vietnam



**INTERIM BALANCE SHEET**

As at 30 June 2018

Unit: VND

ASSETS	Codes	Notes	Closing balance	Opening balance
<b>A. CURRENT ASSETS</b>	<b>100</b>		<b>5,154,078,697,414</b>	<b>5,329,441,848,610</b>
<b>I. Cash and cash equivalents</b>	<b>110</b>	<b>4</b>	<b>1,490,956,128,265</b>	<b>1,543,531,025,225</b>
1. Cash	111		235,656,128,265	159,931,025,225
2. Cash equivalents	112		1,255,300,000,000	1,383,600,000,000
<b>II. Short-term financial investments</b>	<b>120</b>	<b>5</b>	<b>2,254,900,000,000</b>	<b>2,681,400,000,000</b>
1. Held-to-maturity investments	123		2,254,900,000,000	2,681,400,000,000
<b>III. Short-term receivables</b>	<b>130</b>		<b>1,368,099,923,993</b>	<b>1,093,590,824,150</b>
1. Short-term trade receivables	131	6	99,977,340,119	61,914,578,338
2. Short-term advances to suppliers	132	7	114,370,939,837	1,811,627,443
3. Short-term loans receivable	135	8	28,500,000,000	34,500,000,000
4. Other short-term receivables	136	9	1,125,251,644,037	995,364,618,369
<b>IV. Inventories</b>	<b>140</b>		<b>150,545,253</b>	<b>298,547,253</b>
1. Inventories	141		150,545,253	298,547,253
<b>V. Other short-term assets</b>	<b>150</b>		<b>39,972,099,903</b>	<b>10,621,451,982</b>
1. Short-term prepayments	151		34,532,508,773	9,619,131,985
2. Value added tax deductibles	152		5,404,788,501	967,517,368
3. Taxes and other receivables from the State budget	153		34,802,629	34,802,629
<b>B. NON-CURRENT ASSETS</b>	<b>200</b>		<b>4,954,496,599,298</b>	<b>4,892,386,193,050</b>
<b>I. Fixed assets</b>	<b>220</b>		<b>73,194,647,830</b>	<b>79,231,338,997</b>
1. Tangible fixed assets	221	10	62,202,539,191	66,433,143,142
- Cost	222		204,150,978,141	202,962,167,963
- Accumulated depreciation	223		(141,948,438,950)	(136,529,024,821)
2. Intangible assets	227	11	10,992,108,639	12,798,195,855
- Cost	228		71,356,891,892	71,226,891,892
- Accumulated amortisation	229		(60,364,783,253)	(58,428,696,037)
<b>II. Long-term assets in progress</b>	<b>240</b>		<b>467,621,741,925</b>	<b>399,733,566,606</b>
1. Long-term construction in progress	242	12	467,621,741,925	399,733,566,606
<b>III. Long-term financial investments</b>	<b>250</b>		<b>4,411,264,696,145</b>	<b>4,411,264,696,145</b>
1. Investment in subsidiaries	251	13	3,929,613,409,012	3,929,613,409,012
2. Investments in Joint-ventures, associates	252	14	492,500,000,000	492,500,000,000
3. Equity investments in other entities	253	5	500,000,000	500,000,000
4. Provision for impairment of long-term financial investments	254	5	(11,348,712,867)	(11,348,712,867)
<b>IV. Other long-term assets</b>	<b>260</b>		<b>2,415,513,398</b>	<b>2,156,591,302</b>
1. Long-term prepayments	261		2,415,513,398	2,156,591,302
<b>TOTAL ASSET (270=100 + 200)</b>	<b>270</b>		<b>10,108,575,296,712</b>	<b>10,221,828,041,660</b>

The accompanying notes are an integral part of these interim separate financial statements

**INTERIM BALANCE SHEET (Continued)**

As at 30 June 2018

Unit: VND

RESOURCES	Codes	Notes	Closing balance	Opening balance
<b>C. LIABILITIES</b>	<b>300</b>		<b>999,420,692,060</b>	<b>971,355,319,833</b>
<b>I. Current liabilities</b>	<b>310</b>		<b>999,420,692,060</b>	<b>971,355,319,833</b>
1. Short-term trade payables	311	15	125,911,831,281	79,608,251,523
2. Short-term advances from customers	312		-	388,359,606
3. Taxes and amounts payable to the State budget	313	16	16,801,606,334	50,961,962,268
4. Payables to employees	314		2,686,194	2,686,194
5. Short-term accrued expenses	315	17	80,965,803,975	30,738,911,788
6. Other current payables	319	18	416,141,014,974	396,530,752,152
7. Short-term loans	320	19	330,000,000,000	400,000,000,000
8. Bonus and welfare funds	322		29,597,749,302	13,124,396,302
<b>D. EQUITY</b>	<b>400</b>		<b>9,109,154,604,652</b>	<b>9,250,472,721,827</b>
<b>I. Owners' equity</b>	<b>410</b>	<b>20</b>	<b>9,109,154,604,652</b>	<b>9,250,472,721,827</b>
1. Owners' contributed capital	411		6,136,367,720,000	5,309,611,050,000
- Ordinary shares carrying voting rights	411a		6,136,367,720,000	5,309,611,050,000
2. Share premium	412		49,941,441,360	49,941,441,360
3. Treasury shares	415		(823,760,000)	(823,760,000)
4. Investment and development fund	418		103,009,261	103,009,261
5. Other reserves	420		87,203,093,024	87,203,093,024
6. Retained earnings	421		2,836,363,101,007	3,804,437,888,182
- Retained earnings accumulated to the prior year end	421a		2,203,926,850,682	1,362,856,000,825
- Retained earnings of the current period	421b		632,436,250,325	2,441,581,887,357
<b>TOTAL RESOURCES (440=300+400)</b>	<b>440</b>		<b>10,108,575,296,712</b>	<b>10,221,828,041,660</b>

  
La Hung Hai  
Preparer

10 August 2018

  
Hoang Huu Chien  
Chief Accountant

  
Nguyen The Phuong  
Executive Vice President



The accompanying notes are an integral part of these interim separate financial statements




**INTERIM INCOME STATEMENT**


For the 6-month period ended 30 June 2018

Unit: VND

ITEMS	Codes	Notes	Current period	Prior period
<b>1. Gross revenue from goods sold and services rendered</b>	<b>01</b>	<b>21</b>	<b>134,812,106,322</b>	<b>137,543,300,619</b>
2. Deductions	02	21	770,624,339	-
<b>3. Net revenue from goods sold and services rendered (10=01-02)</b>	<b>10</b>	<b>21</b>	<b>134,041,481,983</b>	<b>137,543,300,619</b>
4. Cost of sales	11	22	61,820,623,687	63,874,253,594
<b>5. Gross profit from goods sold and services rendered (20=10-11)</b>	<b>20</b>		<b>72,220,858,296</b>	<b>73,669,047,025</b>
6. Financial income	21	24	742,039,307,968	707,759,978,657
7. Financial expenses	22	25	15,179,690,870	50,627,457,520
- In which: Interest expense	23		15,179,690,870	47,972,825,013
8. Selling expenses	25		3,246,156,485	2,131,862,217
9. General and administration expenses	26		155,222,809,331	91,913,214,128
<b>10. Operating profit (30=20+(21-22)-(25+26))</b>	<b>30</b>		<b>640,611,509,578</b>	<b>636,756,491,817</b>
11. Other income	31		230,608	26,451,935
12. Other expenses	32		13,701,876	-
<b>13. (Loss)/Profit from other activities (40=31-32)</b>	<b>40</b>		<b>(13,471,268)</b>	<b>26,451,935</b>
<b>14. Accounting profit before tax (50=30+40)</b>	<b>50</b>		<b>640,598,038,310</b>	<b>636,782,943,752</b>
15. Current corporate income tax expense	51	26	8,161,787,985	4,021,652,198
<b>16. Net profit after corporate income tax (60=50-51)</b>	<b>60</b>		<b>632,436,250,325</b>	<b>632,761,291,554</b>

  
La Hung Hai  
Preparer

  
Hoang Huu Chien  
Chief Accountant

  
Nguyen The Phuong  
Executive Vice President

10 August 2018

The accompanying notes are an integral part of these interim separate financial statements



**INTERIM CASH FLOW STATEMENT**

For the 6-month period ended 30 June 2018

Unit: VND

ITEMS	Codes	Current period	Prior period
<b>I. CASH FLOWS FROM OPERATING ACTIVITIES</b>			
<b>1. Profit before tax</b>	<b>01</b>	<b>640,598,038,310</b>	<b>636,782,943,752</b>
<b>2. Adjustments for:</b>			
Depreciation and amortisation of fixed assets	02	7,355,501,345	9,354,173,302
Provisions	03	-	(1,179,900,000)
Foreign exchange (gain) arising from translating foreign currency items	04	-	(2,904,382)
(Gain) from investing activities	05	(741,282,384,715)	(703,947,996,314)
Interest expense	06	15,179,690,870	47,972,825,013
<b>3. Operating profit before movements in working capital</b>	<b>08</b>	<b>(78,149,154,190)</b>	<b>(11,020,858,629)</b>
Changes in receivables	09	21,277,178,119	452,980,434,213
Changes in inventories	10	148,002,000	-
Changes in payables (excluding accrued loan interest and corporate income tax payable)	11	80,654,892,240	(297,322,501,379)
Changes in prepaid expenses	12	(29,609,570,017)	7,400,068,767
Interest paid	14	(16,790,546,362)	(56,432,412,454)
Corporate income tax paid	15	(55,641,519,472)	(4,069,579,190)
Other cash inflows	16	31,200,253,000	-
Other cash outflows	17	(14,726,900,000)	(17,420,100,000)
<b>Net cash generated by operating activities</b>	<b>20</b>	<b>(61,637,364,682)</b>	<b>74,115,051,328</b>
<b>II. CASH FLOWS FROM INVESTING ACTIVITIES</b>			
1. Acquisition and construction of fixed assets and other long-term assets	21	(131,040,107,428)	(8,151,592,022)
2. Proceeds from sale, disposal of fixed assets and other long-term assets	22	-	1,214,036,364
3. Cash outflow for lending, buying debt instruments of other entities	23	(1,891,900,000,000)	(1,483,000,000,000)
4. Cash recovered from lending, selling debt instruments of other entities	24	2,324,400,000,000	1,589,500,000,000
5. Cash recovered from investments in other entities	26	-	1,585,367,493
6. Interest earned, dividends and profits received	27	550,472,852,925	937,223,474,277
<b>Net cash generated by investing activities</b>	<b>30</b>	<b>851,932,745,497</b>	<b>1,038,371,286,112</b>

The accompanying notes are an integral part of these interim separate financial statements

**INTERIM CASH FLOW STATEMENT (Continued)**

*For the 6-month period ended 30 June 2018*

Unit: VND

ITEMS	Codes	Current period	Prior period
<b>III. CASH FLOWS FROM FINANCING ACTIVITIES</b>			
1. Proceeds from share issue and shareholders' contributed capital	31	26,545,560,000	22,963,700,000
2. Proceeds from borrowings	33	966,000,000,000	5,027,400,000,000
3. Repayment of borrowings	34	(1,036,000,000,000)	(6,637,400,000,000)
4. Dividends and profits paid	36	(799,415,837,775)	(460,087,056,850)
<b>Net cash (used in) financing activities</b>	<b>40</b>	<b>(842,870,277,775)</b>	<b>(2,047,123,356,850)</b>
<b>Net (decrease) in cash (50=20+30+40)</b>	<b>50</b>	<b>(52,574,896,960)</b>	<b>(934,637,019,410)</b>
Cash and cash equivalents at the beginning of the period	60	1,543,531,025,225	2,853,809,981,427
Cash and cash equivalents at the end of the period (70=50+60)	70	1,490,956,128,265	1,919,172,962,017



**La Hung Hai**  
Preparer

10 August 2018



**Hoang Huu Chien**  
Chief Accountant



**Nguyen The Phuong**  
Executive Vice President



**FPT CORPORATION**

No. 17 Duy Tan Street  
Dich Vong Hau Ward, Cau Giay District  
Hanoi, Vietnam

**FORM B 09a-DN**

Issued under Circular No.200/2014/TT-BTC  
dated 22 December 2014 of the Ministry of Finance

**NOTES TO THE INTERIM FINANCIAL STATEMENTS**

*These notes are an integral part of and should be read in conjunction with the accompanying interim financial statements*

**1. GENERAL INFORMATION****Structure of ownership**

FPT Corporation (the "Company") was incorporated as a State-owned company in Vietnam and subsequently equitised in accordance with Decision No. 178/QĐ-TTg, following which the Company officially operated as a joint stock company. FPT Corporation operates under Business Registration Certificate No. 0103001041 issued for the first time by Hanoi Authority for Planning and Investment on 13 May 2002 and its amendments.

According to the amended Business Registration Certificate dated 19 December 2008, the Company changed its name from the Corporation for Financing and Promoting Technology to FPT Corporation.

According to the latest amended Business Registration Certificate dated 19 June 2018, the Company's total charter capital is VND 6,136,367,720,000.

Since December 2006, the Company's shares have been listed on Ho Chi Minh City Stock Exchange.

The number of employees of the Company as at 30 June 2018 was 184 (31 December 2017: 162).

**Operating industry and principal activities**

The principal activities of the Company are to provide information technology and telecommunication products and services and to make investments. The main products and services provided are system integration; software production and development; IT services, ERP services; IT product manufacturing and distribution; mobile phone distribution; software solution services; telecommunication and internet services; training; warranty and maintenance of telecommunication and IT equipment and other telecommunication services.

**Normal production and business cycle**

The Company's normal production and business cycle is carried out for a time period of 12 months or less.

**The Corporation's structure:**

Since 18 December 2017, FPT Corporation's proportions of ownership interest in FPT Digital Retail Joint Stock Company ("FRT") and FPT Trading Company Limited ("FTG") have been reduced to 47% and 48%, respectively. Accordingly, FRT and FTG are no longer subsidiaries of FPT but its associates. FTG's official name is also changed to "Synnex FPT Joint Stock Company".

As at 30 June 2018, FPT Corporation had 7 subsidiaries including:

- FPT Information System Corporation;
- FPT Software Company Limited;
- FPT Telecom Joint Stock Company;
- FPT Education Company Limited;
- FPT Online Service Joint Stock Company;
- FPT Investment Company Limited; and
- FPT Media Company Limited.

and 2 associates as follow:

- FPT Digital Retail Joint Stock Company; and
- FPT Synnex Company Limited.



**Disclosure of information comparability in the interim separate financial statements**

Comparative figures in the interim balance sheet and related notes are those of the audited separate financial statements for the year ended 31 December 2017. The comparative figures in the interim income statement, the interim cash flow statement and related notes are those of the reviewed interim separate financial statements for the 6-month period ended 30 June 2017.

**2. ACCOUNTING CONVENTION AND ACCOUNTING PERIOD**

**Accounting convention**

The accompanying interim separate financial statements, expressed in Vietnam Dong (VND), are prepared under the historical cost convention and in accordance with Vietnamese Accounting Standards, accounting regime for enterprises and legal regulations relating to the interim financial reporting.

The accompanying interim separate financial statements are not intended to present the financial position, results of operations and cash flows in accordance with accounting principles and practices generally accepted in countries and jurisdictions other than Vietnam.

**Accounting period**

The Company's financial year begins on 01 January and ends on 31 December. These interim separate financial statements have been prepared for the 6-month period ended 30 June 2018.

**3. SUMMARY OF SIGNIFICANT ACCOUNTING POLICIES**

The significant accounting policies, which have been adopted by the Company in the preparation of these interim separate financial statements, are as follows:

**Estimates**

The preparation of the interim separate financial statements in conformity with Vietnamese Accounting Standards, accounting regime for enterprises and legal regulations relating to interim financial reporting requires management to make estimates and assumptions that affect the reported amounts of assets, liabilities and disclosures of contingent assets and liabilities at the date of the interim separate financial statements and the reported amounts of revenues and expenses during the reporting period. Although these accounting estimates are based on the management's best knowledge, actual results may differ from those estimates.

**Cash and cash equivalents**

Cash and cash equivalents comprise cash on hand, bank demand deposits and short-term, highly liquid investments that are readily convertible to known amounts of cash and which are subject to an insignificant risk of changes in value.

**Financial investments**

***Held-to-maturity investments***

Held-to-maturity investments comprise investments that the Company has the positive intent or ability to hold to maturity, including term deposits (commercial bills), bonds, preference shares which the issuer shall redeem at a certain date in the future, loans held to maturity to earn periodic interest and other held-to-maturity investments.



Held-to-maturity investments are recognised on a trade date basis and are initially measured at acquisition price plus directly attributable transaction costs. Post-acquisition interest income from held-to-maturity investments is recognised in the interim income statement on accrual basis. Pre-acquisition interest is deducted from the cost of such investments at the acquisition date.

Held-to-maturity investments are measured at cost less provision for doubtful debts.

Provision for doubtful debts relating to held-to-maturity investments is made in accordance with prevailing accounting regulations.

#### ***Loan receivables***

Loan receivables are measured at cost less provision for doubtful debts. Provision for doubtful debts relating to loan receivables is made in accordance with prevailing accounting regulations.

#### ***Investments in subsidiaries, equity investments in other entities***

##### *Investment in subsidiaries*

A subsidiary is an entity over which the Company has control. Control is achieved where the Company has the power to govern the financial and operating policies of an investee enterprise so as to obtain benefits from its activities.

Interests in subsidiaries are initially recognised at cost. The Company's share of the net profit of the investee after acquisition is recognised in the interim income statement. Other distributions received other than such profit share are deducted from the cost of the investments as recoverable amounts.

Investments in subsidiaries are carried in the interim balance sheet at cost less provision for impairment of such investments. Provisions for impairment of investments in subsidiaries are made in accordance with Circular No. 228/2009/TT-BTC dated 07 December 2009 issued by the Ministry of Finance on "Guiding the appropriation and use of provisions for devaluation of inventories, loss of financial investments, bad debts and warranty for products, goods and construction works at enterprises", Circular No. 89/2013/TT-BTC dated 28 June 2013 by the Ministry of Finance amending and supplementing Circular No. 228/2009/TT-BTC and prevailing accounting regulations.

##### *Equity investments in other entities*

Equity investments in other entities represent the Company's investments in ordinary shares of the entities over which the Company has no control, joint control, or significant influence.

Equity investments in other entities are carried at cost less provision for impairment.

#### **Receivables**

Receivables represent the amounts recoverable from customers or other debtors and are stated at book value less provision for doubtful debts.

Provision for doubtful debts is made for receivables that are overdue for six months or more, or when the debtor is in dissolution, in bankruptcy, or is experiencing similar difficulties and so may be unable to repay the debt.

#### **Inventories**

Inventories are stated at the lower of cost and net realizable value. Cost comprises direct materials and where applicable direct labour costs and those overheads that have been incurred in bringing the inventories to their present location and condition. Cost of inventories within the Company is calculated using the first in, first out (FIFO) method and inventory

recording method is the perpetual method. Net realisable value represents the estimated selling price less all estimated costs to completion and costs to be incurred in marketing, selling and distribution.

The evaluation of necessary provision for inventory obsolescence follows current prevailing accounting regulations, which allow provisions to be made for obsolete, damaged, or sub-standard inventories and for those which have costs higher than net realisable values as at the interim balance sheet date.

**Tangible fixed assets and depreciation**

Tangible fixed assets are stated at cost less accumulated depreciation.

The costs of purchased tangible fixed assets comprise their purchase prices and any directly attributable costs of bringing the assets to their working condition and location for their intended use.

The costs of self-constructed or manufactured assets are the actual construction or manufacturing cost plus installation and test running costs.

Tangible fixed assets are depreciated using the straight-line method over their estimated useful lives as follows:

	<u>Current period</u>
	<b>(Years)</b>
Buildings and structures	10 - 25
Machinery and equipment	5 - 25
Office equipment	3 - 5
Motor vehicles	4 - 6
Other assets	3 - 4

**Intangible assets and amortisation**

*Computer software*

Purchase price of new computer software which is not an integral part of related hardware is capitalized and accounted for as intangible assets. Computer software is amortized into the interim income statement on a straight-line basis from 3 to 5 years.

**Construction in progress**

Properties in the course of construction for production, rental or administrative purposes, or for the purposes not yet determined, are carried at cost. Cost includes professional fees, and for qualifying assets, borrowing costs dealt with in accordance with the Company's accounting policy. Depreciation of these assets, on the same basis as other property assets, commences when the assets are ready for their intended use.

**Prepayments**

Prepayments comprise tools and supplies issued for consumption, office refurbishment expenses.



Tools, supplies issued for consumption, small devices and office refurbishment expenses are stated at cost and expensed pursuant to the prevailing regulations.

### **Revenue recognition**

#### *Revenue from the sale of goods*

Revenue from the sale of goods is recognised when all five (5) following conditions are satisfied:

- (a) the Company has transferred to the buyer the significant risks and rewards of ownership of the goods;
- (b) the Company retains neither continuing managerial involvement to the degree usually associated with neither ownership nor effective control over the goods sold;
- (c) the amount of revenue can be measured reliably;
- (d) it is probable that the economic benefits associated with the transaction will flow to the Company; and
- (e) the costs incurred or to be incurred in respect of the transaction can be measured reliably.

#### *Revenue from services*

Revenue of a transaction involving the rendering of services is recognised when the outcome of such transaction can be measured reliably. Where a transaction involving the rendering of services is attributable to several periods, revenue is recognised in each period by reference to the percentage of completion of the transaction at the interim balance sheet date of that period. The outcome of a transaction can be measured reliably when all four (4) following conditions are satisfied:

- (a) the amount of revenue can be measured reliably;
- (b) it is probable that the economic benefits associated with the transaction will flow to the Company;
- (c) the percentage of completion of the transaction at the interim balance sheet date can be measured reliably; and
- (d) the costs incurred for the transaction and the costs to complete the transaction can be measured reliably.

Interest income is accrued on a time basis, by reference to the principal outstanding and at the applicable interest rate.

Dividend income from investments is recognised when the Company's right to receive payment has been established.

### **Foreign currencies**

Transactions arising in foreign currencies are translated at exchange rates ruling at the transaction date. The balances of monetary items denominated in foreign currencies as at the interim balance sheet date are retranslated at the exchange rates on the same date. Exchange differences arising from the translation of these accounts are recognised in the interim income statement.

### **Borrowing costs**

Borrowing costs are recognised in the interim income statement in the period when incurred unless they are capitalised in accordance with Vietnamese Accounting Standard No. 16 "Borrowing costs". Accordingly, borrowing costs directly attributable to the acquisition, construction or production of qualifying assets, which are assets that necessarily take a substantial period of time to get ready for their intended use or sale, are added to the cost of those assets, until such time as the assets are substantially ready for their intended use or sale. Investment income earned on the temporary investment of specific borrowings pending their expenditure on qualifying assets is deducted from the cost of those assets. For specific borrowings for the purpose of construction of fixed assets and investment properties, borrowing costs are capitalised even when the construction period is under 12 months.

### **Related parties**

Related parties comprise subsidiaries and key management personnel of the Company.

### **Taxation**

Income tax expense represents the sum of the tax currently payable and deferred tax.

The tax currently payable is based on taxable profit for the period. Taxable profit differs from profit before tax as reported in the interim income statement because it excludes items of income or expense that are taxable or deductible in other periods (including loss carried forward, if any) and it further excludes items that are never taxable or deductible.

Deferred tax is recognised on significant differences between carrying amounts of assets and liabilities in the interim separate financial statements and the corresponding tax bases used in the computation of taxable profit and is accounted for using balance sheet liability method. Deferred tax liabilities are generally recognised for all temporary differences and deferred tax assets are recognised to the extent that it is probable that taxable profit will be available against which deductible temporary differences can be utilised.

Deferred tax is calculated at the tax rates that are expected to apply in the period when the liability is settled or the asset realised. Deferred tax is charged or credited to profit or loss, except when it relates to items charged or credited directly to equity, in which case the deferred tax is also dealt with in equity.

Deferred tax assets and liabilities are offset when there is a legally enforceable right to set off current tax assets against current tax liabilities and when they relate to income taxes levied by the same tax authority and the Company intends to settle its current tax assets and liabilities on a net basis.

The determination of the tax currently payable is based on the current interpretation of tax regulations. However, these regulations are subject to periodic variation and their ultimate determination depends on the results of the tax authorities' examinations.

Other taxes are paid in accordance with the prevailing tax laws in Vietnam.



4. CASH AND CASH EQUIVALENTS

	<u>Closing balance</u> VND	<u>Opening balance</u> VND
Cash on hand	219,301,822	258,025,392
Bank demand deposits	235,436,826,443	159,672,999,833
Cash equivalents (i)	1,255,300,000,000	1,383,600,000,000
	<u>1,490,956,128,265</u>	<u>1,543,531,025,225</u>

(i) Cash equivalents represent time deposits at banks and loans to subsidiaries with terms of three months or less.

5. FINANCIAL INVESTMENTS

a. Held-to-maturity investments

	<u>Closing balance</u>		<u>Opening balance</u>	
	Cost VND	Carrying amount VND	Cost VND	Carrying amount VND
Term deposits (i)	2,254,900,000,000	2,254,900,000,000	2,681,400,000,000	2,681,400,000,000

(i) Term deposit represent time deposits at banks with terms of more than 3 months and no more than 12 months.



(ii) Long-term investments

	Closing balance				Opening balance		
	Cost	Provision	Fair value	Note	Cost	Provision	Fair value
	VND	VND	VND		VND	VND	VND
<b>b1) Investments in subsidiaries</b>	<b>3,929,613,409,012</b>	<b>(11,348,712,867)</b>			<b>3,929,613,409,012</b>	<b>(11,348,712,867)</b>	
FPT Information System Corporation	850,000,000,000	-	Unidentified	(i)	850,000,000,000	-	Unidentified
FPT Media Company Limited	50,000,000,000	(11,348,712,867)	Unidentified	(i)	50,000,000,000	(11,348,712,867)	Unidentified
FPT Investment Company Limited	800,000,000,000	-	Unidentified	(i)	800,000,000,000	-	Unidentified
FPT Education Company Limited	250,000,000,000	-	Unidentified	(i)	250,000,000,000	-	Unidentified
FPT Software Company Limited	1,312,073,500,000	-	Unidentified	(i)	1,312,073,500,000	-	Unidentified
FPT Telecom Joint Stock Company	585,592,515,312	-	5,316,965,678,000	(ii)	585,592,515,312	-	5,127,688,607,500
FPT Online Service Joint Stock Company	81,947,393,700	-	Unidentified	(i)	81,947,393,700	-	Unidentified
	<b>492,500,000,000</b>	-			<b>492,500,000,000</b>	-	
<b>b2) Investments in associates</b>							
Synnex FPT Joint Stock Company	398,500,000,000	-	Unidentified	(i)	398,500,000,000	-	Unidentified
FPT Digital Retail Joint Stock Company	94,000,000,000	-	2,588,760,000,000	(ii)	94,000,000,000	-	Unidentified
<b>b3) Investemnts in others entities</b>	<b>500,000,000</b>	-			<b>500,000,000</b>	-	
Ring road No.4 construction project	500,000,000	-	Unidentified	(i)	500,000,000	-	Unidentified

(i) In accordance with Circular No. 200/2014/TT-BTC dated 22 December 2014, the fair value of investments in subsidiaries and investments in other entities as at 30 June 2018 should be presented. However, since the shares of the Company's subsidiaries and other entities have not been listed, the fair value of its investments in such subsidiaries and entities can not be determined for disclosure in the interim separate financial statements as required by Circular No. 200/2014/TT-BTC.

(ii) The fair value of the investment in FPT Telecom Joint Stock Company is determined on the basis of the share price quoted on the UpCOM stock exchange and HOSE stock exchange, respectively and the number of shares held by the Company at the interim balance sheet date.



	<u>Current period</u>	<u>Prior period</u>
<b>b4) The performance of subsidiaries during the period:</b>		
FPT Information System Corporation	Profitable operation	Profitable operation
FPT Media Company Limited	Temporary cease of operation	Temporary cease of operation
FPT Investment Company Limited	Profitable operation	Profitable operation
FPT Education Company Limited	Profitable operation	Profitable operation
FPT Software Company Limited	Profitable operation	Profitable operation
FPT Telecom Joint Stock Company	Profitable operation	Profitable operation
FPT Online Service Joint Stock Company	Profitable operation	Profitable operation

**6. SHORT-TERM TRADE RECEIVABLES**

	<u>Closing balance</u> VND	<u>Opening balance</u> VND
Berjaya Gia Thinh Investment Technology Joint Stock Company	72,885,087,151	27,379,011,042
FPT Telecom Joint Stock Company	10,535,512,159	16,954,104,128
FPT Software Company Limited	8,300,083,024	8,305,462,130
FPT Information System Corporation	6,824,328,671	5,004,634,652
Synnex FPT Joint Stock Company	140,273,750	2,855,821,578
Others	1,292,055,364	1,415,544,808
	<b><u>99,977,340,119</u></b>	<b><u>61,914,578,338</u></b>
Short-term trade receivables from related parties (details in Note 27)	27,203,143,224	34,175,401,350

**7. SHORT-TERM ADVANCES TO SUPPLIERS**

	<u>Closing balance</u> VND	<u>Opening balance</u> VND
Vietnam Investment Construction and Trading Joint Stock Corporation (i)	108,750,246,172	-
Other suppliers	5,620,693,665	1,811,627,443
	<b><u>114,370,939,837</u></b>	<b><u>1,811,627,443</u></b>

(i) Represent the prepayment to implement FPT Tower project.

**8. SHORT-TERM LOANS RECEIVABLE**

	<u>Closing balance</u> VND	<u>Opening balance</u> VND
FPT Technology Solution Company Limited	17,500,000,000	17,500,000,000
FPT Land Joint Stock Company	11,000,000,000	17,000,000,000
	<b><u>28,500,000,000</u></b>	<b><u>34,500,000,000</u></b>

Short-term loans receivable represent loans to inter-group companies with terms of more than three months and less than one year at the banks' interest rates.

9. OTHER SHORT-TERM RECEIVABLES

	<u>Closing balance</u> VND	<u>Opening balance</u> VND
Receivable from employees	1,317,964,013	-
Deposits and mortgages	4,347,418,869	4,347,418,869
Dividends receivable from subsidiaries	602,000,000,000	437,656,070,000
Accrued deposit and loan interest	74,683,531,535	48,278,836,594
Others	442,902,729,620	505,082,292,906
- <i>FPT Investment Company Limited</i>	201,452,961,774	224,488,080,991
- <i>FPT City Da Nang Joint Stock Company</i>	34,872,248,954	34,872,248,954
- <i>King's Eye Investments Limited</i>	90,606,000,000	90,606,000,000
- <i>Others</i>	115,971,518,892	155,115,962,961
	<u><b>1,125,251,644,037</b></u>	<u><b>995,364,618,369</b></u>



10. INCREASES, DECREASES IN TANGIBLE FIXED ASSETS

	Buildings and structures VND	Machinery and equipment VND	Motor vehicles VND	Office equipment VND	Others VND	Total VND
<b>COST</b>						
Opening balance	94,646,794,786	44,680,328,344	10,697,570,455	52,560,583,427	376,890,951	202,962,167,963
Purchases	-	49,168,360	-	1,139,641,818	-	1,188,810,178
Closing balance	94,646,794,786	44,729,496,704	10,697,570,455	53,700,225,245	376,890,951	204,150,978,141
<b>ACCUMULATED DEPRECIATION</b>						
Opening balance	44,407,503,053	44,635,099,917	2,732,358,839	44,377,172,061	376,890,951	136,529,024,821
Charge for the period	1,665,168,927	13,632,241	884,137,101	2,856,475,860	-	5,419,414,129
Closing balance	46,072,671,980	44,648,732,158	3,616,495,940	47,233,647,921	376,890,951	141,948,438,950
<b>NET BOOK VALUE</b>						
Opening balance	50,239,291,733	45,228,427	7,965,211,616	8,183,411,366	-	66,433,143,142
Closing balance	48,574,122,806	80,764,546	7,081,074,515	6,466,577,324	-	62,202,539,191

As at 30 June 2018, the cost of the Company's tangible fixed assets includes VND 159,695,264,981 (as at 31 December 2017: VND 153,113,134,930) of machinery, equipment, motor vehicles and office equipment which have been fully depreciated but are still in use.

Some floors of FPT Cau Giay Building, of which costs are reflected in "Buildings and structures" item are being rented for use as subsidiaries' offices.

11. INCREASES, DECREASES IN INTANGIBLE ASSETS

	<u>Computer software</u> VND
<b>COST</b>	
Opening balance	71,226,891,892
Additions	130,000,000
Closing balance	<u>71,356,891,892</u>
<b>ACCUMULATED AMORTISATION</b>	
Opening balance	58,428,696,037
Charge for the period	1,936,087,216
Closing balance	<u>60,364,783,253</u>
<b>NET BOOK VALUE</b>	
Opening balance	<u>12,798,195,855</u>
Closing balance	<u>10,992,108,639</u>

12. LONG-TERM CONSTRUCTION IN PROGRESS

	<u>Closing balance</u> VND	<u>Opening balance</u> VND
FPT Tower	424,960,108,025	393,003,100,000
Others	42,661,633,900	6,730,466,606
	<u>467,621,741,925</u>	<u>399,733,566,606</u>



**13. INVESTMENTS IN SUBSIDIARIES**

Details of the Company's subsidiaries as at 30 June 2018 are as follows:

<b>Name of subsidiary</b>	<b>Place of incorporation and operation</b>	<b>Proportion of ownership interest (direct and indirect)</b>	<b>Proportion of voting power held</b>	<b>Principal activities</b>
FPT Information System Corporation	Floor 22, Keangnam Landmark 72, E6, Pham Hung Street, Me Tri, Tu Liem, Hanoi	100%	100%	Providing application software solution, ERP service, IT service and integrated system service
FPT Software Company Limited	Floors 6-12, FPT Cau Giay Building, Duy Tan Street, Cau Giay District, Hanoi	100%	100%	Providing software services and products
FPT Telecom Joint Stock Company (i)	Floor 2, FPT Cau Giay Building, Duy Tan Street, Cau Giay District, Hanoi	45.65%	45.65%	Providing ADSL services, fixed line internet services, online advertising and other online services
FPT Education Company Limited	FPT Cau Giay Building, Duy Tan Street, Cau Giay District, Hanoi	100%	100%	Providing training and technology services
FPT Online Service Joint Stock Company	No.408 Dien Bien Phu Street, Ward 11, District 10, Ho Chi Minh City	51.95%	84.08%	Providing online services
FPT Investment Company Limited	Floor 13, FPT Cau Giay Building, Duy Tan Street, Cau Giay District, Hanoi	100%	100%	Providing financial service activities (investment consulting services, excluding legal and financial consulting services)
FPT Media Company Limited (ii)	FPT Cau Giay Building, Duy Tan Street, Cau Giay District, Hanoi	100%	100%	Producing and designing news and entertainment shows; supplying telecom and advertising services

- (i) As at 30 June 2018, FPT Corporation holds 45.65% ownership interest (31 December 2017: 45.65%) and 45.65% of voting power held (31 December 2017: 45.65%) at FPT Telecom Joint Stock Company. However, the Company has the power to cast the majority of votes at meetings of the Board of Directors of FPT Telecom Joint Stock Company. Thus, the Company has the power to control the financial and operating policies of FPT Telecom Joint Stock Company. Accordingly, the Company has controlling power over FPT Telecom Joint Stock Company and therefore, FPT Telecom Joint Stock Company is regarded as a subsidiary.
- (ii) Executive President of FPT Corporation issued Decision No. 79.1-2011/QD-FPT-TGD dated 08 August 2011 on temporarily narrowing the business activities of FPT Media Company Limited.

**14. INVESTMENT IN ASSOCIATES**

<u>Name of associate</u>	<u>Place of incorporation and operation</u>	<u>Proportion of ownership interest and voting power held</u>	<u>Principal activities</u>
Synnex FPT Joint Stock Company	FPT Cau Giay Building, Duy Tan Street, Cau Giay District, Hanoi	48.00%	Producing technology products and distributing IT devices and mobile phones; and manufacturing computers
FPT Digital Retail Joint Stock Company	No.261-263 Khanh Hoi Street, Ward 5, District 4, Ho Chi Minh City	47.00%	Retails of computers, peripheral devices, software and telecommunication equipment; telecom service agent

**15. SHORT-TERM TRADE PAYABLES**

	<u>Closing balance</u>	<u>Opening balance</u>
	<u>VND</u>	<u>VND</u>
FPT Information System Corporation	56,393,853,045	31,819,513,264
FPT Education Company Limited	44,716,827,221	-
FPT Software Company Limited	1,049,834,967	19,485,208,666
Others	23,751,316,048	28,303,529,593
	<b><u>125,911,831,281</u></b>	<b><u>79,608,251,523</u></b>
Short-term trade payables to related parties (details in Note 27)	115,386,668,359	54,980,434,666



16. TAXES AND AMOUNTS RECEIVABLE FROM/PAYABLE TO THE STATE BUDGET

Items	Opening balance	Movement in period		Closing balance
		Amount payable/ receivable	Amount paid/ received	
	VND	VND	VND	VND
<b>a) Receivables</b>				
Import duty	34,802,629	-	-	34,802,629
<b>Total</b>	<b>34,802,629</b>	<b>-</b>	<b>-</b>	<b>34,802,629</b>
<b>b) Payables</b>				
Value added tax	1,006,986,642	12,656,517,467	13,661,210,937	2,293,172
- Output Value added tax	1,004,694,470	12,656,517,467	13,661,210,937	1,000
- VAT on imported goods	2,292,172	-	-	2,292,172
Corporate income tax	48,807,843,352	8,161,787,985	55,641,519,472	1,328,111,865
Other taxes	1,147,132,274	22,306,349,385	7,982,280,362	15,471,201,297
Personal income tax	859,471,864	21,741,250,651	7,130,976,353	15,469,746,162
Other taxes	287,660,410	565,098,734	851,304,009	1,455,135
<b>Total</b>	<b>50,961,962,268</b>	<b>43,124,654,837</b>	<b>77,285,010,771</b>	<b>16,801,606,334</b>

17. SHORT-TERM ACCRUED EXPENSES

	Closing balance	Opening balance
	VND	VND
Accrued employees payable	28,000,000,000	18,460,000,000
Interest payable	7,381,793,763	8,992,649,255
Others	45,584,010,212	3,286,262,533
	<b>80,965,803,975</b>	<b>30,738,911,788</b>

18. OTHER SHORT-TERM PAYABLES

	Closing balance	Opening balance
	VND	VND
Union fee	5,669,201,943	4,643,183,262
Social insurance	220,430,418	309,707,649
Health insurance	54,221,849	72,529,775
Unemployment insurance	15,774,203	18,922,631
Short-term deposits and mortgages received	653,000,000	653,000,000
Dividends payable	7,501,577,048	6,617,487,323
Other payables through central account	360,889,698,340	345,250,354,611
FPT Information System Corporation	196,228,105,369	226,198,112,560
FPT Education Company Limited	57,397,913,030	93,557,108,386
FPT Software Company Limited	46,585,113,916	1,308,787,235
FPT Telecom Joint Stock Company	1,843,801,210	4,653,862,834
FPT Digital Retail Joint Stock Company	1,788,984,759	16,513,848,461
FPT Investment Company Limited	57,045,780,056	3,018,635,135
Other current payables	41,137,111,173	38,965,566,901
- FPT Media Company Limited	33,904,130,386	33,904,130,386
- Others	7,232,980,787	5,061,436,515
	<b>416,141,014,974</b>	<b>396,530,752,152</b>

19. SHORT-TERM LOANS

Item	Opening balance		In the period		Closing balance	
	Amount	Amount able to be paid off	Increase	Decrease	Amount	Amount able to be paid off
	VND	VND	VND	VND	VND	VND
- Synnex FPT Joint Stock Company	200,000,000,000	200,000,000,000	-	200,000,000,000	-	-
- FPT Information System Corporation	-	-	760,000,000,000	430,000,000,000	330,000,000,000	330,000,000,000
- FPT Education Company Limited	200,000,000,000	200,000,000,000	206,000,000,000	406,000,000,000	-	-
<b>Total</b>	<b>400,000,000,000</b>	<b>400,000,000,000</b>	<b>966,000,000,000</b>	<b>1,036,000,000,000</b>	<b>330,000,000,000</b>	<b>330,000,000,000</b>

Short-term loans represent unsecured loans with terms of less than one year for business purpose.



20. OWNERS' EQUITY

Movement in owners' equity

	Owners' contributed capital	Share premium	Treasury shares	Other reserves	Investment and development fund	Retained earnings	Total
	VND	VND	VND	VND	VND	VND	VND
Prior year's opening balance	4,594,266,840,000	49,941,441,360	(823,760,000)	87,203,093,024	103,009,261	2,516,877,188,825	7,247,567,812,470
Shares issued	22,963,700,000	-	-	-	-	-	22,963,700,000
Profit for the year	-	-	-	-	-	2,978,995,098,824	2,978,995,098,824
Transferred to bonus and welfare funds	-	-	-	-	-	(6,534,482,467)	(6,534,482,467)
Stock dividends declared	692,380,510,000	-	-	-	-	(692,380,510,000)	-
Cash dividends declared	-	-	-	-	-	(992,519,407,000)	(992,519,407,000)
<b>Current period's opening balance</b>	<b>5,309,611,050,000</b>	<b>49,941,441,360</b>	<b>(823,760,000)</b>	<b>87,203,093,024</b>	<b>103,009,261</b>	<b>3,804,437,888,182</b>	<b>9,250,472,721,827</b>
Shares issued	26,545,560,000	-	-	-	-	-	26,545,560,000
Profit for the period	-	-	-	-	-	632,436,250,325	632,436,250,325
Stock dividends declared (i)	800,211,110,000	-	-	-	-	(800,211,110,000)	-
Cash dividends declared	-	-	-	-	-	(800,299,927,500)	(800,299,927,500)
<b>Current period's closing balance</b>	<b>6,136,367,720,000</b>	<b>49,941,441,360</b>	<b>(823,760,000)</b>	<b>87,203,093,024</b>	<b>103,009,261</b>	<b>2,836,363,101,007</b>	<b>9,109,154,604,652</b>

(i) In the period, the Company issued 80,021,111 shares for dividend payment of 2017 according to the Company's Shareholders' Annual General Meeting of 2018.

**Dividends**

On 05 April 2018, the Company's Shareholders' Annual General Meeting approved the plan of stock dividend payment of 2017 at the pay-out ratio of 15% (03 new shares for every 20 shares held) and second cash dividend payment of 2017 at the pay-out ratio of 15% of par value (VND 1,500/share).

Number of outstanding shares

	<u>Closing balance</u> Share	<u>Opening balance</u> Share
<b>Authorised share capital</b>	<b>613,636,772</b>	<b>530,961,105</b>
<b>Issued share capital</b>	<b>613,636,772</b>	<b>530,961,105</b>
Ordinary shares	613,636,772	530,961,105
<i>Of which shares subject to restriction in ownership transfer</i>	8,016,294	7,925,466
<b>Treasury shares</b>	<b>(82,376)</b>	<b>(82,376)</b>
<i>Of which shares subject to restriction in ownership transfer</i>	-	-
<b>Outstanding shares in circulation</b>	<b>613,554,396</b>	<b>530,878,729</b>
Ordinary shares	613,554,396	530,878,729
<i>Of which shares subject to restriction in ownership transfer</i>	8,016,294	7,925,466

All ordinary shares have a par value of VND 10,000. Each share is entitled to one vote at the Company shareholders' meetings. Shareholders are entitled to receive dividends as declared at each point of time. All ordinary shares are ranked equally with regard to the Company's residual assets. In respect of the shares bought back by the Company, all rights are suspended until those shares are re-issued.

Shares subject to ownership transfer restriction have a par value of VND 10,000. These shares are subject to restrictions according to which shareowners are not allowed to resell their shares within specified term from the date of issue.

21. REVENUE

	<u>Current period</u> VND	<u>Prior period</u> VND
<b>Gross revenue from goods sold and services rendered</b>		
- Sales of good sold and services rendered	134,812,106,322	137,543,300,619
	<b>134,812,106,322</b>	<b>137,543,300,619</b>
<b>Deductions</b>		
- Sales rebates	770,624,339	-
	<b>770,624,339</b>	-
<b>Net revenue from goods sold and services rendered</b>	<b>134,041,481,983</b>	<b>137,543,300,619</b>
Sales of services to related parties (details in Note 27)	61,662,779,391	91,604,374,489

22. COST OF SALES

	<u>Current period</u> VND	<u>Prior period</u> VND
Cost of goods sold and services rendered	61,820,623,687	63,874,253,594
	<b>61,820,623,687</b>	<b>63,874,253,594</b>



23. PRODUCTION COST BY NATURE

	<u>Current period</u> VND	<u>Prior period</u> VND
Labour	53,829,720,147	36,240,419,744
Depreciation and amortisation	7,355,501,345	9,354,173,302
Out-sourced services	94,037,587,839	110,192,874,676
	<u>155,222,809,331</u>	<u>155,787,467,722</u>

24. FINANCIAL INCOME

	<u>Current period</u> VND	<u>Prior period</u> VND
Bank and loan interests	139,282,384,715	105,866,135,275
Dividends and profits received (i)	602,000,000,000	601,890,939,000
Foreign exchange gain	756,923,253	2,904,382
	<u>742,039,307,968</u>	<u>707,759,978,657</u>

(i) Represent dividends and profits received from subsidiaries.

25. FINANCIAL EXPENSES

	<u>Current period</u> VND	<u>Prior period</u> VND
Interest expense	15,179,690,870	47,972,825,013
Loss on investment disposals	-	3,834,532,507
Reversal of provision for impairment of investments	-	(1,179,900,000)
	<u>15,179,690,870</u>	<u>50,627,457,520</u>

26. CORPORATE INCOME TAX EXPENSE

	<u>Current period</u> VND	<u>Prior period</u> VND
<b>Current corporate income tax expense</b>		
- Corporate income tax expense based on taxable profit in the current period	8,543,637,933	4,003,953,926
- Adjustments for corporate income tax expense in previous years to the current period	(381,849,948)	17,698,272
<b>Total current corporate income tax expense</b>	<u>8,161,787,985</u>	<u>4,021,652,198</u>

The current corporate income tax expense for the period was computed as follows:

	<u>Current period</u>	<u>Prior period</u>
	VND	VND
<b>Corporate income tax for the current period</b>		
<b>Profit before tax</b>	<b>640,598,038,310</b>	<b>636,782,943,752</b>
<b>Adjustments for taxable profit</b>		
Less:		
Dividends and profits received	(602,000,000,000)	(601,890,939,000)
Others	-	(17,847,278,455)
Add back:		
Non-deductible expenses	3,964,520,152	2,975,043,332
Others	155,631,207	-
<b>Taxable profit</b>	<b>42,718,189,669</b>	<b>20,019,769,629</b>
Normal tax rate	20%	20%
<b>Corporate income tax</b>	<b>8,543,637,933</b>	<b>4,003,953,926</b>

**27. RELATED PARTY TRANSACTIONS AND BALANCES**

*List of related parties with whom Company has significant transactions or balances during the period:*

<u>Related parties</u>	<u>Relationship</u>
FPT Investment Company Limited	Susidiary
FPT Software Company Limited	Susidiary
FPT Information System Corporation	Susidiary
FPT Education Company Limited	Susidiary
FPT Telecom Joint Stock Company	Susidiary
FPT Online Service Joint Stock Company	Susidiary
FPT Media Company Limited	Susidiary
FPT Informatics Services Company Limited	Affiliate
FPT Technology Solution Company Limited	Affiliate
FPT Land Joint Stock Company	Affiliate
Synnex FPT Joint Stock Company	Associate
FPT Digital Retail Joint Stock Company	Associate




*Significant related party balances as at the interim balance sheet date were as follows:*


	<u>Closing balance</u>	<u>Opening balance</u>
	VND	VND
<b>Balances of loans granted</b>	<b>28,500,000,000</b>	<b>34,500,000,000</b>
FPT Investment Company Limited	17,500,000,000	17,500,000,000
FPT Land Joint Stock Company	11,000,000,000	17,000,000,000
<b>Balances of borrowings</b>	<b>330,000,000,000</b>	<b>400,000,000,000</b>
FPT Information System Company Limited	330,000,000,000	-
FPT Education Company Limited	-	200,000,000,000
Synnex FPT Joint Stock Company	-	200,000,000,000
<b>Dividends/profits receivable from subsidiaries</b>	<b>602,000,000,000</b>	<b>437,656,070,000</b>
FPT Software Company Limited	494,000,000,000	200,000,000,000
FPT Telecom Joint Stock Company	-	137,656,070,000
FPT Education Company Limited	108,000,000,000	100,000,000,000
<b>Short-term trade receivables</b>	<b>27,203,143,224</b>	<b>34,175,401,350</b>
FPT Telecom Joint Stock Company	10,535,512,159	17,052,157,038
FPT Software Company Limited	8,300,083,024	8,363,572,130
FPT Information System Company Limited	6,824,328,671	5,800,492,542
Synnex FPT Joint Stock Company	140,273,750	2,959,179,640
FPT Digital Retail Joint Stock Company	1,177,513,777	-
FPT Education Company Limited	147,363,724	-
FPT Online Service Joint Stock Company	78,068,119	-
<b>Other short-term receivables</b>	<b>313,409,300,351</b>	<b>374,334,651,789</b>
FPT Investment Company Limited	150,103,847,791	224,488,080,991
FPT Land Joint Stock Company	51,280,039,983	51,280,039,983
FPT Information System Company Limited	112,025,412,577	98,566,530,815
<b>Short-term trade payables</b>	<b>115,386,668,359</b>	<b>54,980,434,666</b>
FPT Information System Company Limited	56,393,853,045	31,819,513,264
FPT Education Company Limited	44,716,827,221	-
FPT Telecom Joint Stock Company	13,191,981,284	3,675,712,736
FPT Software Company Limited	1,049,834,967	19,485,208,666
FPT Trading Company Limited	1,663,643	-
FPT Digital Retail Joint Stock Company	32,508,199	-
<b>Payables through central account</b>	<b>360,889,698,340</b>	<b>345,250,354,611</b>
FPT Information System Company Limited	196,228,105,369	226,198,112,560
FPT Education Company Limited	57,397,913,030	93,557,108,386
FPT Software Company Limited	46,585,113,916	1,308,787,235
FPT Telecom Joint Stock Company	1,843,801,210	4,653,862,834
FPT Digital Retail Joint Stock Company	1,788,984,759	16,513,848,461
FPT Investment Company Limited	57,045,780,056	3,018,635,135
<b>Other short-term payables</b>	<b>33,904,130,386</b>	<b>33,904,130,386</b>
FPT Media Company Limited	33,904,130,386	33,904,130,386

*During the period, the Company entered into the following significant transactions with related parties as follows:*

	Current period VND	Prior period VND
<b>Sales of services</b>	<b>61,662,779,391</b>	<b>91,604,374,489</b>
FPT Software Company Limited	18,413,575,397	27,911,740,008
FPT Telecom Joint Stock Company	19,149,971,690	25,541,882,319
FPT Information System Corporation	20,877,023,736	21,970,790,764
FPT Digital Retail Joint Stock Company	2,952,060,744	1,961,365,500
FPT Online Service Joint Stock Company	80,471,130	4,307,347,648
Synnex FPT Joint Stock Company	189,676,694	9,911,248,250
<b>Purchases of goods and services</b>	<b>138,652,976,953</b>	<b>71,828,793,242</b>
FPT Information System Corporation	77,695,740,427	48,686,131,446
FPT Telecom Joint Stock Company	13,596,854,423	16,945,611,860
Synnex FPT Joint Stock Company	1,853,904,722	2,778,794,946
FPT Digital Retail Joint Stock Company	210,164,735	2,581,136,869
FPT Software Company Limited	1,142,558,625	449,026,303
FPT Education Company Limited	44,153,754,021	388,091,818
<b>Dividends/profits transferred from subsidiaries</b>	<b>437,656,070,000</b>	<b>601,890,939,000</b>
FPT Software Company Limited	200,000,000,000	371,000,000,000
FPT Education Company Limited	100,000,000,000	100,000,000,000
FPT Telecom Joint Stock Company	137,656,070,000	62,570,941,000
FPT Online Service Joint Stock Company	-	6,319,998,000
FPT Information System Corporation	-	62,000,000,000
<b>Interest income</b>	<b>1,038,390,984</b>	<b>3,816,027,784</b>
FPT Investment Company Limited	71,638,887	2,895,944,446
FPT Information System Corporation	966,752,097	920,083,338
<b>Interest expense</b>	<b>15,179,690,870</b>	<b>47,972,825,013</b>
Synnex FPT Joint Stock Company	137,250,000	21,579,116,670
FPT Information System Corporation	11,683,123,289	8,983,125,000
FPT Education Company Limited	3,320,447,252	2,820,583,338
FPT Telecom Joint Stock Company	38,870,329	-
FPT Digital Retail Joint Stock Company	-	14,590,000,005

  
 La Hung Hai  
 Preparer

  
 Hoang Huu Chien  
 Chief Accountant

  
 Nguyen The Phuong  
 Executive Vice President



10 August 2018