

CÔNG TY CỔ PHẦN FPT  
FPT CORPORATION

CỘNG HOÀ XÃ HỘI CHỦ NGHĨA VIỆT NAM  
Độc lập - Tự do - Hạnh phúc  
THE SOCIALIST REPUBLIC OF VIETNAM  
Independence - Freedom - Happiness

Số: 07/FPT-FMC  
No.: .../FPT-FMC

Hà Nội, ngày 19 tháng 01 năm 2023  
Hanoi, January 19<sup>th</sup> 2022

**CÔNG BỐ THÔNG TIN ĐỊNH KỲ**  
**PERIODIC INFORMATION DISCLOSURE**

**Kính gửi: Ủy ban Chứng khoán Nhà nước**  
**Sở Giao dịch Chứng khoán thành phố Hồ Chí Minh**  
**To: The State Securities Commission**  
**Hochiminh Stock Exchange**

- Tên tổ chức/*Name of organization*: Công ty Cổ phần FPT/ *FPT Corporation*
  - Mã chứng khoán/Mã thành viên/ *Stock code/ Broker code*: FPT/ *FPT*
  - Địa chỉ/*Address*: Số 10, phố Phạm Văn Bạch, Phường Dịch Vọng, Quận Cầu Giấy, Thành phố Hà Nội, Việt Nam/ *10 Pham Van Bach Street, Dich Vong Ward, Cau Giay District, Hanoi, Vietnam*
  - Điện thoại liên hệ/*Tel.*: 024. 7300 7300 Fax: 024. 3768 7410
  - E-mail: [ir@fpt.com.vn](mailto:ir@fpt.com.vn) website: <https://fpt.com.vn>
- Nội dung thông tin công bố / *Contents of disclosure*:  
Báo cáo tài chính công ty mẹ quý 4 năm 2022 và Báo cáo tài chính hợp nhất quý 4 năm 2022 / *Separate Financial Statements for 4<sup>th</sup> quarter of 2022 and Consolidated Financial Statements for 4<sup>th</sup> quarter of 2022*
- Thông tin này đã được công bố trên trang thông tin điện tử của công ty vào ngày 19/01/2023 tại đường dẫn <https://fpt.com.vn/vi/nha-dau-tu/thong-tin-cong-bo/> This information was published on the company's website on 19/01/2023, as in the link <https://fpt.com.vn/en/ir/information-disclosures>



Chúng tôi xin cam kết các thông tin công bố trên đây là đúng sự thật và hoàn toàn chịu trách nhiệm trước pháp luật về nội dung các thông tin đã công bố/ *We hereby certify that the information provided is true and correct and we bear the full responsibility to the law.*

*Tài liệu đính kèm/Attached documents:* Báo cáo tài chính công ty mẹ quý 4 năm 2022 và Báo cáo tài chính hợp nhất quý 4 năm 2022 / *Separate Financial Statements for 4<sup>th</sup> quarter of 2022 and Consolidated Financial Statements for 4<sup>th</sup> quarter of 2022*

**Đại diện tổ chức**  
**Organization representative**

Người được UQ CBTT  
*Person authorized to disclose information*



*Mai Thị Lan Anh*





**FPT CORPORATION**

**CONSOLIDATED FINANCIAL STATEMENTS**

**FOR THE QUARTER IV - 2022**



---

Hanoi, January 2023

## CONSOLIDATED BALANCE SHEET

As at 31 December 2022

FORM B 01-DN/HN

Unit: VND

ASSETS	Codes	Notes	31/12/2022	31/12/2021
<b>A. CURRENT ASSETS</b>	<b>100</b>		<b>30,933,924,692,832</b>	<b>35,118,372,900,846</b>
<b>I. Cash and cash equivalents</b>	<b>110</b>	<b>5</b>	<b>6,440,177,174,268</b>	<b>5,417,845,293,242</b>
1. Cash	111		3,880,860,111,126	3,447,377,491,137
2. Cash equivalents	112		2,559,317,063,142	1,970,467,802,105
<b>II. Short-term financial investments</b>	<b>120</b>	<b>6</b>	<b>13,036,072,272,619</b>	<b>20,730,720,735,456</b>
1. Held-to-maturity investments	123		13,036,072,272,619	20,730,720,735,456
<b>III. Short-term receivables</b>	<b>130</b>		<b>8,510,152,205,706</b>	<b>6,882,182,894,987</b>
1. Short-term trade receivables	131	7	7,977,155,596,006	6,211,956,510,246
2. Short-term advances to suppliers	132		293,039,400,616	400,707,131,836
3. Receivables from construction contracts under percentage of completion method	134		199,252,243,559	168,939,964,952
4. Short-term loan receivables	135		882,560,901	34,762,220,000
5. Other short-term receivables	136	8	741,724,414,225	595,813,030,192
6. Provision for short-term doubtful debts	137	9	(701,902,009,601)	(529,995,962,239)
<b>IV. Inventories</b>	<b>140</b>	<b>10</b>	<b>1,965,787,736,563</b>	<b>1,507,342,901,619</b>
1. Inventories	141		2,121,118,039,562	1,623,315,328,554
2. Provision for devaluation of inventories	149		(155,330,302,999)	(115,972,426,935)
<b>V. Other short-term assets</b>	<b>150</b>		<b>981,735,303,676</b>	<b>580,281,075,542</b>
1. Short-term prepayments	151		409,346,699,247	290,950,472,969
2. Value added tax deductibles	152		385,749,208,732	256,817,647,142
3. Taxes and other receivables from the State budget	153	17	186,639,395,697	32,512,955,431

**FPT CORPORATION**10 Pham Van Bach Street, Dich Vong Ward  
Cau Giay District, Hanoi, S.R. Vietnam**Consolidated financial statements**

For the period from 01 January 2022 to 31 December 2022

**CONSOLIDATED BALANCE SHEET (Continued)**

As at 31 December 2022

FORM B 01-DN/HN

Unit: VND

ASSETS	Codes	Notes	31/12/2022	31/12/2021
<b>B. NON-CURRENT ASSETS</b>	<b>200</b>		<b>20,721,483,952,116</b>	<b>18,579,567,995,029</b>
<b>I. Long-term receivables</b>	<b>210</b>		<b>225,090,876,189</b>	<b>167,244,119,883</b>
1. Long-term loans receivable	215		1,189,922,137	2,268,758,773
2. Other long-term receivables	216	8	276,273,436,689	219,704,534,928
3. Provision for long-term doubtful debts	219		(52,372,482,637)	(54,729,173,818)
<b>II. Fixed assets</b>	<b>220</b>		<b>12,032,914,964,907</b>	<b>10,398,837,546,784</b>
1. Tangible fixed assets	221	11	10,714,231,138,520	9,260,934,699,063
- Cost	222		19,007,982,397,113	16,080,827,716,168
- Accumulated depreciation	223		(8,293,751,258,593)	(6,819,893,017,105)
2. Finance lease assets	224		31,623,636,433	4,842,789,874
- Cost	225		54,439,419,528	8,002,891,607
- Accumulated depreciation	226		(22,815,783,095)	(3,160,101,733)
3. Intangible assets	227	12	1,287,060,189,954	1,133,060,057,847
- Cost	228		2,547,883,324,785	2,249,106,647,011
- Accumulated amortisation	229		(1,260,823,134,831)	(1,116,046,589,164)
<b>III. Long-term assets in progress</b>	<b>240</b>		<b>1,062,188,521,735</b>	<b>1,290,598,745,684</b>
1. Long-term construction in progress	242	13	1,062,188,521,735	1,290,598,745,684
<b>IV. Long-term financial investments</b>	<b>250</b>		<b>3,251,688,307,364</b>	<b>3,101,993,693,319</b>
1. Investments in Joint-ventures, associates	252	15	2,206,534,387,270	2,018,005,439,382
2. Equity investments in other entities	253	6	2,386,837,295,565	1,931,006,629,408
3. Provision for impairment of long-term financial investments	254		(1,351,883,375,471)	(847,218,375,471)
4. Held-to-maturity investments	255		10,200,000,000	200,000,000
<b>V. Other long-term assets</b>	<b>260</b>		<b>4,149,601,281,921</b>	<b>3,620,893,889,359</b>
1. Long-term prepayments	261		3,488,252,134,893	2,972,696,947,589
2. Deferred tax assets	262		253,404,299,067	182,211,531,443
3. Goodwill	269		407,944,847,961	465,985,410,327
<b>TOTAL ASSET (270=100 + 200)</b>	<b>270</b>		<b>51,655,408,644,948</b>	<b>53,697,940,895,875</b>

**CONSOLIDATED BALANCE SHEET (Continued)**

As at 31 December 2022

FORM B 01-DN/HN

Unit: VND

<b>C. LIABILITIES</b>	<b>300</b>		<b>26,312,427,899,207</b>	<b>32,279,955,665,838</b>
<b>I. Current liabilities</b>	<b>310</b>		<b>24,534,231,146,586</b>	<b>29,761,106,035,257</b>
1. Short-term trade payables	311	16	3,206,184,111,365	2,865,815,039,581
2. Short-term advances from customers	312		491,097,603,761	710,658,541,296
3. Taxes and amounts payable to the State budget	313	17	671,666,303,957	517,652,708,809
4. Payables to employees	314		3,187,230,376,093	2,926,228,655,285
5. Short-term accrued expenses	315	18	904,602,037,747	829,126,223,397
6. Payables relating to construction contracts under percentage of completion method	317		78,663,541,041	89,224,688,468
7. Short-term unearned revenue	318	19	3,200,401,361,855	2,530,369,295,558
8. Other current payables	319	20	581,315,702,898	555,467,321,694
9. Short-term loans and obligations under finance leases	320	21	10,904,344,845,014	17,799,441,187,777
10. Short-term provisions	321		252,582,995,783	112,413,880,560
11. Bonus and welfare funds	322		1,056,142,267,072	824,708,492,832
<b>II. Long-term liabilities</b>	<b>330</b>		<b>1,778,196,752,621</b>	<b>2,518,849,630,581</b>
1. Long-term unearned revenue	336	19	114,879,436,367	94,843,849,565
2. Other long-term payables	337	20	27,863,907,732	34,908,209,574
3. Long-term loans and obligations under finance leases	338	22	1,477,830,333,990	2,296,308,493,046
4. Deferred tax liabilities	341		154,667,513,616	87,366,215,294
5. Long-term provisions	342		2,763,464,633	5,230,766,819
6. Scientific and technological development fund	343		192,096,283	192,096,283

**CONSOLIDATED BALANCE SHEET (Continued)**

As at 31 December 2022

FORM B 01-DN/HH

Unit: VND

RESOURCES	Codes	Notes	31/12/2022	31/12/2021
<b>D. EQUITY</b>	<b>400</b>		<b>25,342,980,745,741</b>	<b>21,417,985,230,037</b>
<b>I. Owner's equity</b>	<b>410</b>	<b>23</b>	<b>25,340,230,745,741</b>	<b>21,415,235,230,037</b>
1. Owner's contributed capital	411		10,970,265,720,000	9,075,516,490,000
- Ordinary shares carrying voting rights	411a		10,970,265,720,000	9,075,516,490,000
2. Share premium	412		49,713,213,411	49,713,213,411
3. Other owner's capital	414		1,179,064,868,147	1,178,174,776,366
4. Treasury shares	415		-	(823,760,000)
5. Foreign exchange reserve	417		(40,357,533,181)	(22,561,932,248)
6. Investment and development fund	418		1,079,641,024,169	570,491,625,643
7. Other reserves	420		87,203,093,024	87,203,093,024
8. Retained earnings	421		7,704,079,785,679	7,000,480,585,004
- Retained earnings/(losses) accumulated to the prior period end	421a		4,103,787,447,601	3,967,085,558,748
- Retained earnings/(losses) of the current period	421b		3,600,292,338,078	3,033,395,026,256
9. Non-controlling interests	429		4,310,620,574,492	3,477,041,138,837
<b>II. Other resources and funds</b>	<b>430</b>		<b>2,750,000,000</b>	<b>2,750,000,000</b>
1. Subsidised fund	431		2,750,000,000	2,750,000,000
<b>TOTAL RESOURCES (440=300+400)</b>	<b>440</b>		<b>51,655,408,644,948</b>	<b>53,697,940,895,875</b>

Hoang Ngoc Bich  
Preparer

Hoang Huu Chien  
Chief Accountant



Nguyen The Phuong  
Deputy General Director

Hanoi, 18<sup>th</sup> January 2023

FPT CORPORATION

10 Pham Van Bach Street, Dich Vong Ward  
Cau Giay District, Hanoi, S.R. Vietnam

Consolidated financial statements  
For the period from 01 January 2022 to 31 December 2022

CONSOLIDATED INCOME STATEMENT

For the period from 01 January 2022 to 31 December 2022

FORM B 02-DN/HN

Unit: VND

ITEMS	Codes	Notes	In period		Year to date	
			2022	2021	2022	2021
1 Gross revenue from goods sold and services rendered	01		13,053,462,794,764	10,714,772,437,502	44,030,782,427,176	35,671,052,233,610
2 Deductions	02		11,036,523,655	10,716,804,222	13,483,200,364	13,789,688,583
3 Net revenue from goods sold and services rendered	10	24	13,042,426,271,109	10,704,055,633,280	44,017,299,226,812	35,657,262,545,027
4 Cost of sales	11	25	7,801,152,486,947	6,677,935,919,950	26,620,530,108,530	22,025,298,308,249
5 Gross profit from goods sold and services rendered	20		5,241,273,784,162	4,026,119,713,330	17,396,769,118,282	13,631,964,236,778
6 Financial income	21	26	526,329,659,816	372,542,134,940	1,997,973,973,502	1,270,789,386,267
7 Financial expenses	22	27	644,381,295,008	368,332,062,472	1,662,721,654,805	1,144,187,446,845
<i>In which: interest expense</i>	23		156,583,283,497	139,499,235,783	645,725,556,308	483,995,846,804
8 Share of profit from associates	24		98,197,938,512	274,068,100,094	484,396,097,978	686,864,681,119
9 Selling expenses	25		1,481,341,041,915	1,118,553,023,807	4,633,658,968,703	3,604,610,784,981
10 General and administration expenses	26		1,761,816,901,184	1,444,083,503,883	6,001,968,185,118	4,612,325,935,574
11 Operating profit	30		1,978,262,144,383	1,741,761,358,202	7,580,790,381,136	6,228,494,136,764
12 Other income	31		67,004,874,960	29,667,007,222	184,486,131,342	133,219,177,622
13 Other expenses	32		56,238,388,429	9,010,426,161	111,330,588,573	24,506,873,428
14 Profit from other activities	40		10,766,486,531	20,656,581,061	73,155,542,769	108,712,304,194
15 Accounting profit before tax	50		1,989,028,630,914	1,762,417,939,263	7,653,945,923,905	6,337,206,440,958
16 Current corporate income tax expense	51		335,964,806,453	215,665,847,753	1,190,689,098,114	954,883,280,274
17 Deferred corporate tax (income)/expense	52		33,171,856,353	(17,564,859,172)	(12,765,009,765)	33,022,061,188
18 Net profit after corporate income tax	60		1,619,891,968,108	1,564,316,950,682	6,476,021,835,556	5,349,301,099,496
- Equity holders of the Holding Company	61		1,351,601,105,816	1,306,399,384,729	5,295,017,290,535	4,337,411,879,802
- Non-controlling interests	62		268,290,862,292	257,917,565,953	1,181,004,545,021	1,011,889,219,694
19 Basic earnings per share	70	28	1,235	1,200	4,421	3,618
20 Diluted earnings per share	71		1,235	1,200	4,421	3,618





**FPT CORPORATION**

10 Pham Van Bach Street, Dich Vong Ward  
Cau Giay District, Hanoi, S.R. Vietnam

**Consolidated financial statements**  
For the period from 01 January 2022 to 31 December 2022

**EXPLANATION ON HIGHER PROFIT AFTER TAX IN 2022 IN COMPARISON TO 2021:**

FPT Corporation explains the variation of business results in 2022, in comparison with the same period last year as follows:

Item	Year 2022		Year 2021		Increase/(Decrease)		Increase/(Decrease)	
	Quarter IV	Quarter IV	Amount	Percentage	Accumulated	Accumulated	Amount	Percentage
	Net Revenue	13,042,426	10,704,056	2,338,371	21.8%	44,017,299	35,657,263	8,360,037
Accounting profit before tax	1,989,029	1,762,418	226,611	12.9%	7,653,946	6,337,206	1,316,739	20.8%
Profit after tax	1,619,892	1,564,317	55,575	3.6%	6,476,022	5,349,301	1,126,721	21.1%

Unit: Million


Continuing the growth momentum from previous quarters, in the 4<sup>th</sup> quarter of 2022, FPT achieved impressive growth with consolidated revenue of 13,042 billion and profit after tax of VND 1,620 billion, showing the growth of 21.8% and 3.6% respectively. In 2022, the consolidated revenue and profit after tax reached VND 44,017 billion and VND 6,476 billion, showing the growth of 23.4% and 21.1% compared to the year 2021

**The growth is contributed substantially by Technology sector and Telecom sector:****- Technology sector:**

In the 4<sup>th</sup> quarter, Technology sector generated the revenue of 7,778 billion, increase 20.7% and PBT of 786 billion, increase 11.9% and accounted for 59.5% and 39.5% of the consolidated revenue and PBT respectively. In which, Global IT Services brought in the revenue of 5,456 billion, increase 32.2% and PBT of 777 billion, increase 12.5% mainly due to the growth from US and APAC markets

**- Telecom sector:**

In the 4<sup>th</sup> quarter, Telecom sector generated revenue of 3,922 billion, increase 13.5% and PBT of 649 billion, increase 6.1% and accounted for 30.1% and 32.6% of the consolidated revenue and PBT respectively. In which, Telecom services brought in revenue of 3,711 billion, increase 14.0% and PBT of 586 billion, increase 11.8%.

  
Hoang Ngoc Bich  
Preparer

  
Hoang Huu Chien  
Chief Accountant

  
Nguyen The Phuong  
Deputy General Director

Hanoi, 18<sup>th</sup> January 2023

**CONSOLIDATED CASH FLOW STATEMENT**  
For the period from 01 January 2022 to 31 December 2022

FORM B 03-DN/HH

Unit: VND

ITEMS	Codes	Year to date	
		2022	2021
<b>I. CASH FLOWS FROM OPERATING ACTIVITIES</b>			
1. Profit before tax	01	7,653,945,923,905	6,337,206,440,958
<b>2. Adjustments for:</b>			
Depreciation and amortisation of fixed assets and investment properties	02	1,833,133,795,128	1,643,915,685,332
Provisions	03	859,342,863,581	352,207,924,154
Foreign exchange (gain)/ loss arising from translating foreign currency items	04	7,652,847,077	(63,913,432,668)
(Gain)/loss from investing activities	05	(2,009,367,633,152)	(1,700,489,438,802)
Interest expense	06	645,725,556,308	483,995,846,804
<b>3. Operating profit before movements in working capital</b>	<b>08</b>	<b>8,990,433,352,847</b>	<b>7,052,923,025,778</b>
(Increase)/Decrease in receivables	09	(2,095,221,537,795)	(693,503,200,106)
(Increase)/Decrease in inventories	10	(497,802,711,008)	(218,231,826,239)
Increase/(Decrease) in payables (excluding accrued loan interest and corporate income tax payable)	11	1,518,128,751,249	1,910,090,001,449
(Increase)/Decrease in prepaid expenses	12	(633,951,413,583)	(375,543,134,134)
Interest paid	14	(641,788,969,538)	(451,555,665,838)
Corporate income tax paid	15	(1,221,845,769,862)	(1,045,034,654,569)
Other cash outflows	17	(403,636,975,678)	(339,450,991,614)
<b>Net cash generated by/(used in) operating activities</b>	<b>20</b>	<b>5,014,314,726,632</b>	<b>5,839,693,554,727</b>
<b>II. CASH FLOWS FROM INVESTING ACTIVITIES</b>			
1. Acquisition and construction of fixed assets and other long-term assets	21	(3,186,832,371,564)	(2,911,001,172,725)
2. Proceeds from sale, disposal of fixed assets and other long-term assets	22	5,662,030,028	2,866,890,285
3. Cash outflow for lending, buying debt instruments of other entities	23	(32,983,874,088,155)	(35,827,118,645,179)
4. Cash recovered from lending, selling debt instruments of other entities	24	40,669,116,046,728	27,590,009,509,475
5. Equity investments in other entities	25	(545,056,077,575)	(450,878,532,336)
6. Cash recovered from investments in other entities	26	56,400,094,000	420,000,000
6. Interest earned, dividends and profits received	27	1,781,388,992,501	1,182,811,834,149
<b>Net cash generated by /(used in) investing activities</b>	<b>30</b>	<b>5,796,804,625,963</b>	<b>(10,412,890,116,331)</b>



**CONSOLIDATED CASH FLOW STATEMENT (Continued)**


For the period from 01 January 2022 to 31 December 2022

FORM B 03-DN/HN

Unit: VND

ITEMS	Codes	Year to date	
		2022	2021
<b>III. CASH FLOWS FROM FINANCING ACTIVITIES</b>			
1. Proceeds from share issue and owners' contributed capital	31	77,028,689,275	87,611,404,675
2. Proceeds from borrowings	33	28,120,228,984,733	34,463,706,577,011
3. Repayment of borrowings	34	(35,740,054,948,912)	(26,931,165,232,996)
4. Repayment of obligations under finance leases	35	(8,376,145,424)	(1,306,368,312)
5. Dividends and profits paid	36	(2,222,134,795,995)	(2,254,183,945,975)
<b>Net cash generated by /(used in) financing activities</b>	<b>40</b>	<b>(9,773,308,216,323)</b>	<b>5,364,662,434,403</b>
<b>Net increase/(decrease) in cash (50=20+30+40)</b>	<b>50</b>	<b>1,037,811,136,272</b>	<b>791,465,872,799</b>
<b>Cash and cash equivalents at the beginning of the period</b>	<b>60</b>	<b>5,417,845,293,242</b>	<b>4,686,191,374,038</b>
Effect of changes in foreign exchange rates	61	(15,479,255,246)	(59,811,953,595)
<b>Cash and cash equivalents at the end of the period (70=50+60)</b>	<b>70</b>	<b>6,440,177,174,268</b>	<b>5,417,845,293,242</b>

  
Hoang Ngoc Bich  
Preparer

  
Hoang Huu Chien  
Chief Accountant

  
Nguyen The Phuong  
Deputy General Director

Hanoi, 18<sup>th</sup> January 2023

**FPT CORPORATION**

10 Pham Van Bach Street, Dich Vong Ward  
Cau Giay District, Hanoi, S.R. Vietnam

**Consolidated financial statements**

For the period from 01 January 2022 to 31 December 2022

**NOTES TO THE CONSOLIDATED FINANCIAL STATEMENTS****FORM B 09-DN/HN***These notes are an integral part of and should be read in conjunction with the accompanying consolidated financial statements***1. GENERAL INFORMATION****Structure of ownership**

FPT Corporation was incorporated as a State-owned company in Vietnam and subsequently equitised in accordance with Decision No. 178/QĐ-TTg, following which the Company officially operated as a joint stock company. FPT Corporation was established under the Business Registration Certificate No. 0103001041 issued for the first time by Hanoi Department of Planning and Investment dated on 13 May 2002 and its amendments.

According to the amended Business Registration Certificate dated 19 December 2008, the Corporation changed its name from the Corporation for Financing and Promoting Technology to FPT Corporation.

According to the 53<sup>rd</sup> amendment of Business Registration Certificate, the Corporation changed the charter capital into VND 10,970,265,720,000.

Since December 2006, the Corporation's shares have been listed on Ho Chi Minh City Stock Exchange.

The total number of the Corporation's employees as at 31 December 2022 was 42,408 (at 31 December 2021 was 37,180).

**Operating industry and principal activities**

The principal activities of the Corporation are to provide IT and telecommunication products and services. The main products and services provided are (i) software development including software outsourcing, provision of software package and solutions, software services and ERP services; (ii) information technology services including digital transformation consulting and IT consulting, system management, BPO service, Data Center service, cloud computing service, and services based on new technologies such as artificial intelligence, automation, etc.; (iii) system integration; (iv) telecommunication services including internet services and value added services; (v) digital content services including online advertising etc.; (vi) general education, college, university and postgraduate training services.

**Normal production and business cycle**

The Corporation's normal production and business cycle is carried out for a time period of 12 months or less except for some system integration projects which are carried out for a time period of more than 12 months.

**The Corporation's structure**

As at 31 December 2022, FPT Corporation had 8 direct subsidiaries, as follows:

- FPT Information System Corporation;
- FPT Telecom Joint Stock Company;
- FPT Software Company Limited;
- FPT Education Company Limited;
- FPT Online Services Joint Stock Company;
- FPT Investment Company Limited;
- FPT Smart Cloud Company Limited;
- FPT Digital Company Limited.

and 2 direct associates:

- FPT Digital Retail Joint Stock Company;
- Synnex FPT Joint Stock Company.



**2. ACCOUNTING CONVENTION AND ACCOUNTING PERIOD****Accounting convention**

The consolidated financial statements have been prepared in accordance with Vietnamese Accounting Standards, the Vietnamese Corporate Accounting System and applicable regulations on preparation and presentation of consolidated financial statements.

The accompanying consolidated financial statements are not intended to present the financial position and results of operations and cash flows in accordance with accounting principles and practices generally accepted in countries and jurisdictions other than Vietnam. The accounting principles and practices utilised in Vietnam may differ from those generally accepted in countries and jurisdictions other than Vietnam.

**Accounting period**

The Corporation's financial year begins on 01 January and ends on 31 December. These consolidated financial statements have been prepared for the period from 01 January 2022 to 31 December 2022.

**3. SUMMARY OF SIGNIFICANT ACCOUNTING POLICIES**

The significant accounting policies, which have been adopted by the Corporation in the preparation of these consolidated financial statements, are as follows:

**Estimates**

The preparation of financial statements in conformity with Vietnamese Accounting Standards, accounting regime for enterprises and legal regulations relating to financial reporting requires management to make estimates and assumptions that affect the reported amounts of assets, liabilities and disclosures of contingent assets and liabilities at the date of the consolidated financial statements and the reported amounts of revenues and expenses during the financial year. Although these accounting estimates are based on the management's best knowledge, actual results may differ from those estimates.

**Basis of consolidation**

The consolidated financial statements incorporate the financial statements of the Company and enterprises controlled by the Company (its subsidiaries). Control is achieved where the Corporation has the power to govern the financial and operating policies of an investee enterprise so as to obtain benefits from its activities.

The results of subsidiaries acquired or disposed of during the year are included in the consolidated income statement from the effective date of acquisition or up to the effective date of disposal, as appropriate.

Where necessary, adjustments are made to the financial statements of subsidiaries to bring the accounting policies used in line with those used by the Company.

Intragroup transactions and balances are eliminated in full on consolidation.

Non-controlling interests consist of the amount of those non-controlling interests at the date of the original business combination and the non-controlling interests' share of changes in equity since the date of the combination. Losses in subsidiaries are respectively attributed to the non-controlling interests even if this results in the non-controlling interests having a deficit balance.

**Business combination**

On acquisition, the assets and liabilities and contingent liabilities of a subsidiary are measured at their fair values at the date of acquisition. Any excess of the cost of acquisition over the fair values of the identifiable net assets acquired is recognised as goodwill. Any deficiency of the cost of acquisition below the fair values of the identifiable net assets acquired is credited to consolidated profit and loss in the period of acquisition.

The non-controlling interests are initially measured at the non-controlling shareholders's proportion of the net fair value of the assets, liabilities, and contingent liabilities recognised.

**3. SUMMARY OF SIGNIFICANT ACCOUNTING POLICIES (Continued)****Investments in associates**

An associate is an entity over which the Corporation has significant influence and that is neither a subsidiary nor an interest in joint venture. Significant influence is the power to participate in the financial and operating policy decisions of the investee but not control or joint control over those policies.

The results and assets and liabilities of associates are incorporated in these financial statements using the equity method of accounting. Interests in associates are carried in the balance sheet at cost as adjusted by post-acquisition changes in the Company's share of the net assets of the associate. Losses of an associate in excess of the Company's interest in that associate (which includes any long-term interests that, in substance, form part of the Company's net investment in the associate) are not recognised.

Where a group entity transacts with an associate of the Company, unrealised profits and losses are eliminated to the extent of the Company's interest in the relevant associate.

**Goodwill**

Goodwill represents the excess of the cost of acquisition over the Company's interest in the net fair value of the identifiable assets, liabilities and contingent liabilities of a subsidiary at the date of acquisition. After acquisition date, if the Parent continues making investment in the subsidiary, it should determine the cost of additional investment and corresponding increase in ownership of the carrying value of the acquired net asset of the subsidiary (not applying fair value as on acquisition date). The difference between the cost of additional investment and the carrying value of the acquired net asset should be recorded directly into retained earnings (similar to transactions among internal shareholders).

Goodwill arising on the acquisition date is presented separately as an intangible asset in the consolidated balance sheet and is amortised on the straight-line basis in the consolidated income statement according to current regulation. In case where the amount of goodwill impairment loss in the period is more than the annual amortised amount on the straight-line basis, the loss amount shall be recognised.

On disposal of a subsidiary, the attributable amount of unmortised goodwill is reduced corresponding to the disposed share proportion and included in retained earnings in case where the Parent remains its control of the subsidiary, or reduced in full and included in the determination of the profit or loss in case where the Parent loses the control.

**Cash and cash equivalents**

Cash and cash equivalents comprise cash on hand, demand deposits and short-term, highly liquid investments that are readily convertible to known amounts of cash and which are subject to an insignificant risk of changes in value.

**Financial investments*****Held-to-maturity investments***

Held-to-maturity investments comprise investments that the Company has the positive intent or ability to hold to maturity, including term deposits (commercial bills), bonds, preference shares which the issuer shall redeem at a certain date in the future, loans held to maturity to earn periodic interest and other held-to-maturity investments.

Held-to-maturity investments are recognised on a trade date basis and are initially measured at acquisition price plus directly attributable transaction costs. Post-acquisition interest income from held-to-maturity investments is recognised in the income statement on accrual basis. Pre-acquisition interest is deducted from the cost of such investments at the acquisition date.

Held-to-maturity investments are measured at cost less provision for doubtful debts.

Provision for impairment of held-to-maturity investments is made in accordance with prevailing accounting regulations.

**3. SUMMARY OF SIGNIFICANT ACCOUNTING POLICIES (Continued)*****Equity investments in other entities***

Equity investments in other entities represent the Corporation's investments in ordinary shares of the entities over which the Company has no control, joint control, or significant influence.

Equity investments in other entities are carried at cost less provision for impairment.

***Provision for impairment of long-term financial investment***

Provisions for impairment of long-term financial investments are made in accordance with Circular No. 48/2019/TT-BTC dated 08 August 2019 issued by the Ministry of Finance on "Guiding the appropriation and use of provisions for devaluation of inventories, loss of financial investments, bad debts and warranty for products, goods and construction works at enterprises" and prevailing accounting regulations. In some cases, according to estimate of the Board of Director, the Corporation prudently makes more provision for impairment of long-term financial investment than requisition of prevailing accounting regulations.

**Receivables**

Receivables represent the amounts recoverable from customers or other debtors and are stated at book value less provision for doubtful debts.

Provision for doubtful debts is made for receivables that are overdue for six months or more, or when the debtor is in dissolution, in bankruptcy, or is experiencing similar difficulties and so may be unable to repay the debt.

**Inventories**

Inventories are stated at the lower of cost and net realizable value. Cost comprises direct materials and where applicable, direct labor costs, and those overheads that have been incurred in bringing the inventories to their present location and condition. Cost of inventories within the Corporation is calculated using the first in first out (FIFO) method and inventory recording method is the perpetual method. Net realizable value represents the estimated selling price less all estimated costs to completion and costs to be incurred in marketing, selling, and distribution.

The evaluation of necessary provision for inventory obsolescence follows current prevailing accounting regulations which allow provisions to be made for obsolete, damaged, or sub-standard inventories and for those which have costs higher than net realisable values as at the balance sheet date.

**Tangible fixed assets and depreciation**

Tangible fixed assets are stated at cost less accumulated depreciation.

The cost of purchased tangible fixed assets comprises their purchase price and any directly attributable costs of bringing the assets to their working condition and location for their intended use.

The costs of self-constructed or manufactured assets are the actual construction or manufacturing cost plus installation and test running costs.

Tangible fixed assets are depreciated using the straight-line method over their following estimated useful lives:

	<b>2022</b>
	<b>(Years)</b>
Buildings and structures	8 – 30
Machinery and equipment	3 – 25
Motor vehicles	4 – 7
Office equipment	3 – 10
Other assets	3 – 5

**3. SUMMARY OF SIGNIFICANT ACCOUNTING POLICIES (Continued)****Finance lease assets and depreciation**

Finance lease assets acquired from finance lease transactions, whenever the terms of the lease transfer substantially all the risks and rewards of ownership to the lessee. All other leases are classified as operating leases.

Assets held under finance leases are recognised as assets of the Corporation at their fair value at the inception of the lease or, if lower, at the present value of the minimum lease payments. The corresponding liability to the lessor is included in the consolidated balance sheet as a finance lease obligation. Lease payments are apportioned between finance charges and reduction of the lease obligation so as to achieve a constant rate of interest on the remaining balance of the liability. Finance charges are charged to profit or loss, unless they are directly attributable to qualifying assets, in which case they are capitalized in accordance with the Corporation's general policy on borrowing costs.

**Intangible fixed assets and amortization**

Intangible assets reflect the value of land use rights, license, operating rights, copyrights and patents, customer relationship, brand name, and computer software.

***Land use rights***

Land use rights comprise of land use rights granted by the State for which land use fees are collected, land use rights acquired in a legitimate transfer, and prepaid land use rights obtained under land rental contracts which are effective before the effective date of land law 2003 (ie. 1 July 2004) and which land use right certificates are granted.

Definite land use rights are stated at costs less accumulated amortisation. Costs of land use rights consist of its purchased prices and any directly attributable costs in obtaining the land use rights. Land use rights are amortised using the straight-line basis over the terms of the land use right certificates.

Indefinite land use rights are stated at costs and not amortised.

***Licenses, operation rights, copyrights and patents***

Purchase price of a license is accounted for as an intangible asset. The license is amortised to the consolidated income statement on a straight-line basis over a period of 3 to 5 years.

The right to operate the high-speed internet lines - Asia America Gateway ("AAG") and Asia Pacific Gateway ("APG") project and right of infinite use of AAE1 (Asia - Africa - Europe 1) are amortised over 15 years.

Purchase prices of copyrights and patents are capitalized and accounted for as intangible assets. Copyrights and patents are amortised to the consolidated income statement on a straight-line basis over a period of 3 to 5 years.

***Customer relationships and brand name***

Customer relationship and brand name are amortised on a straight-line basis over their estimated useful lives of 20 years and 10 years, respectively.

***Computer software***

Purchase price of a new computer software which is not an integral part of a related hardware is capitalized and accounted for as an intangible asset. Computer software is amortised to the consolidated income statement on a straight-line basis over a period of 3 to 5 years.



**3. SUMMARY OF SIGNIFICANT ACCOUNTING POLICIES (Continued)****Construction in progress**

Properties in the course of construction for production, rental, or administrative purposes, or for other purposes, are carried at cost. Cost includes costs that are necessary to form the assets in accordance with the Corporation's accounting policy. Depreciation of these assets, on the same basis as other property assets, commences when the assets are ready for their intended use.

**Prepayments**

Prepayments are expenses which have already been paid but relate to results of operations of multiple accounting periods, including land rentals, office rentals, expenses for implementation for subscribers and other types of prepayments.

Prepaid land rental includes land rental and its attributable cost and office rental. Prepaid land rentals and office rentals are charged to the consolidated income statement using the straight-line method over the lease term.

Expenses for deploying services for subscribers are charged to the consolidated income statement using the straight-line method over the estimated useful lives.

Other types of prepayments comprise costs of small tools, supplies and spare parts issued for consumption; and other types of prepayments for service rendered contracts which are expected to provide future economic benefits to the Corporation. These expenditures have been capitalised as prepayments, and are allocated to the consolidated income statement using the straight-line method in accordance with the current prevailing accounting regulations.

**Provisions**

Provisions are made when the Corporation has a present obligation as a result of a past event, and it is probable that the Corporation will be required to settle that obligation. Provisions are measured at the management's best estimate of the expenditure required to settle the obligation at the consolidated balance sheet date.

**Provision for warranties**

The provision for warranties relates mainly to goods sold and services rendered. The provision is based on estimates derived from historical warranty data associated with similar products and services.

**Bonus and welfare funds**

The Corporation distributes up to 10% of net profit after tax of subsidiaries to bonus and welfare funds.

**Revenue recognition**

Revenue is recognised when the outcome of such transactions can be measured reliably and it is probable that the economic benefits associated with the transactions will flow to the Corporation.

**Revenue from the sale of goods**

Revenue from the sale of goods is recognised when all five (5) following conditions are satisfied:

- (a) The Corporation has transferred to the buyer significant risks and rewards of ownership of the goods;
- (b) The Corporation retains neither continuing managerial involvement to the degree usually associated with ownership nor effective control over the goods sold;
- (c) The amount of revenue can be measured reliably;
- (d) It is probable that the economic benefits associated with the transaction will flow to the Corporation; and
- (e) The costs incurred or to be incurred in respect of the transaction can be measured reliably.

**3. SUMMARY OF SIGNIFICANT ACCOUNTING POLICIES (Continued)*****Revenue from services***

Revenue of a transaction involving the rendering of services is recognised when the outcome of such transactions can be measured reliably. Where a transaction involving the rendering of services is attributable to several periods, revenue is recognised in each period by reference to the percentage of completion of the transaction at the balance sheet date of that period. The outcome of a transaction can be measured reliably when all four (4) following conditions are satisfied:

- (a) The amount of revenue can be measured reliably;
- (b) It is probable that the economic benefits associated with the transaction will flow to the Corporation;
- (c) The percentage of completion of the transaction at the balance sheet date can be measured reliably; and
- (d) The costs incurred for the transaction and the costs to complete the transaction can be measured reliably.

***Revenue from software outsourcing, software development, system integration and informatics services***

Revenue is recognised in the consolidated income statement by reference to the percentage of completion of transaction at the year end. The percentage of completion is assessed by the survey of work performed, or the percentage incurred/time spent on the portion of work completed at the end of the year compared to the total estimated cost/expected implementation time of the contract. When the performance of the contract cannot be reliably estimated, the revenue is recognized only as the equivalent of the incurred contract cost, with which the reimbursement is relatively certain.

***Revenue from telecommunication services***

Revenue from telecommunication services is recognised on pro-rata basis over the period during which the services are actually provided to customers.

***Revenue from online advertising services***

Revenue from online advertising services is recognised on the basis of work completed.

***Revenue from tuition and fees***

Revenue is recognised in the year when services are rendered. All tuition and fees are collected in advance at the beginning of each semester. Tuition and fees collected in advance from the students are recorded as unearned revenue on the consolidated balance sheet and recorded in the consolidated income statement in the year in which the semester falls.

***Interest income and dividend income***

Interest income is accrued on a time basis, by reference to the principal outstanding and at the applicable interest rate.

Dividend income from investments is recognised when the Corporation's right to receive payment has been established.

***Foreign currencies***

Transactions arising in foreign currencies are translated at exchange rates ruling at the transaction date. The balances of monetary items denominated in foreign currencies as at the consolidated balance sheet date are retranslated at the exchange rates on the same date. Exchange differences arising from the translation of these accounts are recognised in the consolidated income statement.

Goodwill and fair value adjustments arising on the acquisition of a foreign operation are treated as assets and liabilities of the foreign operation and translated at the closing rate.

**3. SUMMARY OF SIGNIFICANT ACCOUNTING POLICIES (Continued)****Financial statements of foreign operations**

For the purpose of presenting consolidated financial statements, the assets and liabilities of the foreign operations (including comparative figures) are expressed in reporting currency using exchange rates prevailing on the balance sheet date. Income and expense items (including comparative figures) are translated at the regulated exchange rates. Exchange differences arising, if any, are classified as equity and transferred to the Corporation's foreign exchange reserve. Such translation differences are recognised in profit or loss in the period in which the foreign operation is disposed of.

**Borrowing costs**

Borrowing costs are recognised in the income statement in the year when incurred unless they are capitalised in accordance with Vietnamese Accounting Standard "Borrowing costs". Accordingly, borrowing costs directly attributable to the acquisition, construction or production of qualifying assets, which are assets that necessarily take a substantial period of time to get ready for their intended use or sale, are added to the cost of those assets, until such time as the assets are substantially ready for their intended use or sale. Investment income earned on the temporary investment of specific borrowings pending their expenditure on qualifying assets is deducted from the cost of those assets. For specific borrowings for the purpose of construction of fixed assets and investment properties, borrowing costs are capitalised even when the construction period is under 12 months.

**Earnings per share**

The Corporation presents basic earnings per share (EPS) and diluted earnings per share (Diluted EPS) for its ordinary shares. Basic EPS is calculated by having the profit or loss attributable to the ordinary shareholders of the Corporation divided by the weighted average number of outstanding ordinary shares during the year. Diluted EPS is determined by adjusting the profit or loss attributable to the ordinary shareholders and the weighted average number of ordinary shares outstanding taking into consideration the effect of all dilutive potential ordinary shares, which comprise convertible bonds and share options.

**Related parties**

Related parties include associates and key management personnel of the Corporation.

**Taxation**

Income tax expense represents the sum of the tax currently payable and deferred tax.

The tax currently payable is based on taxable profit for the year. Taxable profit differs from profit before tax as reported in the consolidated income statement because it excludes items of income or expense that are taxable or deductible in other years (including loss carried forward, if any) and it further excludes items that are never taxable or deductible.

Deferred tax is recognised on significant differences between carrying amounts of assets and liabilities in the consolidated financial statements and the corresponding tax bases used in the computation of taxable profit and is accounted for using balance sheet liability method. Deferred tax liabilities are generally recognised for all temporary differences and deferred tax assets are recognised to the extent that it is probable that taxable profit will be available against which deductible temporary differences can be utilised.

Deferred tax is calculated at the tax rates that are expected to apply in the period when the liability is settled or the asset realised. Deferred tax is charged or credited to profit or loss, except when it relates to items charged or credited directly to equity, in which case the deferred tax is also dealt with in equity.

Deferred tax assets and liabilities are offset when there is a legally enforceable right to set off current tax assets against current tax liabilities and when they relate to income taxes levied by the same tax authority and the Corporation intends to settle its current tax assets and liabilities on a net basis.

The determination of the tax currently payable is based on the current interpretation of tax regulations.

**3. SUMMARY OF SIGNIFICANT ACCOUNTING POLICIES (Continued)**

However, these regulations are subject to periodic variation and their ultimate determination depends on the results of the tax authorities' examinations.

Other taxes are paid in accordance with the prevailing tax laws in Vietnam.

**4. SEGMENT REPORTING**

A business segment is a distinguishable component of an enterprise that is engaged in producing or providing an individual product or service or a group of related products or services and that is subject to risks and returns that are different from those of other business segments.

The Corporation has two major segments under management of FPT Corporation (the Corporation) as follows:

**Information Technology and Telecommunication**

- **Telecommunication:** providing internet services to individuals and households, internet services to enterprises such as providing internet leased line service, domestic and international telecommunication, domain, hosting, Web Portal services, IPTV etc.;
- **Digital content:** providing online services for enterprises and individual customers, including online newspapers (such as VnExpress.net, Ngoisao.net, iOne.net, Gamethu.vn, etc.); online advertising, AdNetwork, online music, e-payment, etc.;
- **Global IT services:** Software production, providing consultancy and deployment of S.M.A.C/IoT, digital transformation services, IT system transformation services, quality assurance testing, embedded software design, ERP implementation and management services;
- **Information technology services, software and software solutions, system integration:** providing application software solutions, providing information system integration services and solutions, supplying IT equipment, data center services, networking and security system design/development; warranty and maintenance of IT products authorized by hardware vendors.

**Investment, education and others**

- Providing training services in IT, business management majors at general education, high education, university, and post-graduate levels;
- Managing financial investments;
- Managing and developing real estate projects relating to the Corporation's infrastructure needs.

**FPT CORPORATION**

10 Pham Van Bach Street, Dich Vong Ward  
Cau Giay District, Hanoi, S.R. Vietnam

**Consolidated financial statements**  
For the period from 01 January 2022 to 31 December 2022

**NOTES TO THE CONSOLIDATED FINANCIAL STATEMENTS (Continued)**

**FORM B 09-DN/HN**

*These notes are an integral part of and should be read in conjunction with the accompanying consolidated financial statements*

**4. SEGMENT REPORTING (Continued)**

**Segment reporting**

**Current period**

Items	Information Technology and Telecommunication				Investment, education and others	Elimination	Total
	Telecommunication	Digital content	Global IT services	Software solution, system integration and informatics services			
Segment revenue	13,954,220	775,429	18,923,265	6,847,408	5,066,948	(1,549,971)	44,017,299
Segment expenses (i)							
Directly attributable expenses	(11,688,219)	(500,359)	(16,200,327)	(6,542,734)	(4,181,784)	1,857,265	(37,256,157)
In which:							
- Depreciation and amortisation	(1,169,182)	(4,469)	(354,672)	(63,524)	(276,386)	35,099	(1,833,134)
- Allocation of long-term prepaid expenses	(1,551,365)	(5,259)	(264,674)	(28,037)	(173,342)	6,356	(2,016,321)
Share of net profit from associates	-	-	(10,632)	-	495,028	-	484,396
Segment operating result (ii)	2,266,001	275,070	2,712,306	304,674	1,380,192	307,294	7,245,538
Segment profit before tax	2,508,337	309,260	2,991,403	382,677	4,231,251	(2,768,983)	7,653,946
Segment assets as at 31/12/2022	18,034,504	994,253	14,845,140	6,171,307	19,446,902	(7,836,697)	51,655,409
Segment liabilities as at 31/12/2022	10,654,702	262,575	9,055,980	4,414,441	9,195,324	(7,270,595)	26,312,428
Total expenses for acquisition of fixed assets for the year 2022	3,742,789	19,209	1,205,731	330,757	975,439	-	6,273,926

- (i) Segment expenses arising from the business activities of the segment are charged directly to that segment and part of the business costs are allocated to that segment, including outbound sales costs and expenses related to transactions with other segments of the business. Accordingly, segment expenses include cost of sales, selling and administration expenses.
- (ii) Segment result is segment revenue less segment expenses (excluding financial income, financial expenses, other income and other expenses). Consequently, in "Investment, education and others" segment, segment result is significantly lower than segment profit before tax, due to an amount of VND 2,851 billion which is the total of financial income and other income (most of which is dividend collected from subsidiaries of the parent).

**FPT CORPORATION**

10 Pham Van Bach Street, Dich Vong Ward  
Cau Giay District, Hanoi, S.R. Vietnam

**Consolidated financial statements**  
For the period from 01 January 2022 to 31 December 2022

**NOTES TO THE CONSOLIDATED FINANCIAL STATEMENTS (Continued)**

*These notes are an integral part of and should be read in conjunction with the accompanying consolidated financial statements*

**FORM B 09-DN/HN**

**4. SEGMENT REPORTING (Continued)**

Previous period							
Items	Information Technology and Telecommunication				Investment, education and others	Elimination	Total
	Telecommunication	Digital content	Global IT services	Software solution, system integration and informatics services			
<b>Segment revenue</b>	12,078,678	607,738	14,540,801	6,331,443	3,237,520	(1,138,917)	35,657,263
<b>Segment expenses</b>							
Directly attributable expenses	(10,145,117)	(347,405)	(12,283,565)	(6,092,446)	(2,639,822)	1,266,120	(30,242,235)
In which:							
- Depreciation and amortisation	(1,127,780)	(2,616)	(345,574)	(34,172)	(143,217)	9,443	(1,643,916)
- Allocation of long-term prepaid expenses	(1,284,966)	(3,271)	(158,548)	(24,722)	(120,554)	5,531	(1,586,530)
Share of net profit from associates	-	-	(109)	-	686,974	-	686,865
<b>Segment operating result</b>	1,933,561	260,333	2,257,127	238,997	1,284,672	127,203	6,101,893
<b>Segment profit before tax</b>	2,118,745	276,184	2,423,872	326,651	4,225,935	(3,034,181)	6,337,206
Segment assets as at 31/12/2021	20,760,478	959,382	13,896,347	6,198,419	18,222,145	(6,338,830)	53,697,941
Segment liabilities as at 31/12/2021	15,189,709	318,000	9,407,767	4,798,383	8,301,503	(5,735,406)	32,279,956
Total expenses for acquisition of fixed assets for the year 2021	3,508,932	12,846	633,509	171,452	2,710,124	-	7,036,863

**FPT CORPORATION**10 Pham Van Bach Street, Dich Vong Ward  
Cau Giay District, Hanoi, S.R. Vietnam**Consolidated financial statements**

For the period from 01 January 2022 to 31 December 2022

**NOTES TO THE CONSOLIDATED FINANCIAL STATEMENTS (Continued)****FORM B 09-DN/HN***These notes are an integral part of and should be read in conjunction with the accompanying consolidated financial statements***5. CASH AND CASH EQUIVALENTS**

	<u>31/12/2022</u>	<u>31/12/2021</u>
	VND	VND
Cash on hand	2,317,183,765	2,025,384,010
Cash in bank	3,872,389,005,164	3,444,095,452,027
Cash in transfer	6,153,922,197	1,256,655,100
Cash equivalents (i)	2,559,317,063,142	1,970,467,802,105
	<u>6,440,177,174,268</u>	<u>5,417,845,293,242</u>

(i) Cash equivalents represent bank deposits with terms of 3 months or less.

**FPT CORPORATION**

10 Pham Van Bach Street, Dich Vong Ward  
Cau Giay District, Hanoi, S.R. Vietnam

**Consolidated financial statements**

For the period from 01 January 2022 to 31 December 2022

**NOTES TO THE CONSOLIDATED FINANCIAL STATEMENTS (Continued)****FORM B 09-DN/HN**

*These notes are an integral part of and should be read in conjunction with the accompanying consolidated financial statements*

**6. FINANCIAL INVESTMENTS**

	31/12/2022		31/12/2021	
	Cost	Carrying amount	Cost	Carrying amount
	VND	VND	VND	VND
<b>Held-to-maturity investments</b>	<b>13,058,823,510,103</b>	<b>13,036,072,272,619</b>	<b>20,753,471,972,940</b>	<b>20,730,720,735,456</b>
- Term deposits	13,023,548,458,327	13,023,548,458,327	20,718,196,921,164	20,718,196,921,164
- Other investments	35,275,051,776	12,523,814,292	35,275,051,776	12,523,814,292
<b>Investment in other entities</b>	<b>2,386,837,295,565</b>	<b>1,034,953,920,094</b>	<b>1,931,006,629,408</b>	<b>1,083,788,253,937</b>
- Other investments	2,386,837,295,565	1,034,953,920,094	1,931,006,629,408	1,083,788,253,937



**FPT CORPORATION**10 Pham Van Bach Street, Dich Vong Ward  
Cau Giay District, Hanoi, S.R. Vietnam**Consolidated financial statements**

For the period from 01 January 2022 to 31 December 2022

**NOTES TO THE CONSOLIDATED FINANCIAL STATEMENTS (Continued)****FORM B 09-DN/HN***These notes are an integral part of and should be read in conjunction with the accompanying consolidated financial statements***7. TRADE RECEIVABLES**

As at 31/12/2022 trade receivables balance does not include balances of trade receivables which account for 10% or more of the total trade receivables balance.

**8. OTHER RECEIVABLES**

	31/12/2022	31/12/2021
	VND	VND
<b>a. Short-term</b>		
Receivables from maintenance service contracts in progress	133,829,197,269	131,225,408,551
Accrued interest income from deposits, loans	272,720,406,122	268,747,933,397
Other receivables	335,174,810,834	195,839,688,244
	<b>741,724,414,225</b>	<b>595,813,030,192</b>
<b>b. Long-term</b>		
Deposits and mortgages	223,229,064,452	164,662,588,694
Other receivables	53,044,372,237	55,041,946,234
	<b>276,273,436,689</b>	<b>219,704,534,928</b>

**9. BAD DEBTS**

As at 31/12/2022 bad debts balance does not include bad debts by payees accounting for 10% or more of the total amount overdue.

**10. INVENTORIES**

	31/12/2022		31/12/2021	
	Cost	Provision	Cost	Provision
	VND	VND	VND	VND
Goods in transit	96,686,117,873	-	109,421,041,951	-
Raw materials	836,100,716,877	(35,332,591,215)	518,505,745,054	(54,607,140,942)
Tools and supplies	77,631,412,378	-	40,883,616,224	-
Work in progress	636,025,299,553	(62,230,314,918)	644,828,418,459	(32,143,439,918)
Merchandise	474,146,425,312	(57,767,396,866)	309,134,660,902	(29,221,846,075)
Goods on consignment	528,067,569	-	541,845,964	-
	<b>2,121,118,039,562</b>	<b>(155,330,302,999)</b>	<b>1,623,315,328,554</b>	<b>(115,972,426,935)</b>

**FPT CORPORATION**

10 Pham Van Bach Street, Dich Vong Ward  
Cau Giay District, Hanoi, S.R. Vietnam

**Consolidated financial statements**  
For the period from 01 January 2022 to 31 December 2022

**NOTES TO THE CONSOLIDATED FINANCIAL STATEMENTS (Continued)**

**FORM B 09-DN/HN**

*These notes are an integral part of and should be read in conjunction with the accompanying consolidated financial statements*

**11. TANGIBLE FIXED ASSETS**

	Buildings and structures	Machinery and equipment	Motor vehicles	Office equipment	Others	Total
	VND	VND	VND	VND	VND	VND
<b>COST</b>						
<b>As at 01/01/2022</b>	<b>5,056,767,041,233</b>	<b>10,276,836,752,473</b>	<b>87,170,848,059</b>	<b>569,828,124,850</b>	<b>90,224,949,553</b>	<b>16,080,827,716,168</b>
Purchases	41,422,563,248	782,237,035,857	10,369,376,195	66,671,550,204	3,766,755,529	904,467,281,033
Transfers from CIP	724,559,589,155	1,414,438,505,203	-	58,756,100,000	14,752,283,954	2,212,506,478,312
Disposals	(13,299,389,367)	(140,830,876,747)	(1,700,690,363)	(6,841,750,620)	(1,170,711,000)	(163,843,418,097)
Other increases/(decreases) (*)	(5,752,256,671)	(11,997,825,349)	(209,483,802)	(8,171,143,674)	155,049,193	(25,975,660,303)
<b>As at 31/12/2022</b>	<b>5,803,697,547,598</b>	<b>12,320,683,591,437</b>	<b>95,630,050,089</b>	<b>680,242,880,760</b>	<b>107,728,327,229</b>	<b>19,007,982,397,113</b>
<b>ACCUMULATED DEPRECIATION</b>						
<b>As at 01/01/2022</b>	<b>720,439,970,576</b>	<b>5,578,521,800,370</b>	<b>53,808,026,386</b>	<b>445,838,389,141</b>	<b>21,284,830,632</b>	<b>6,819,893,017,105</b>
Charge for the period	254,512,408,244	1,265,998,995,162	10,071,905,470	54,586,757,779	8,719,119,087	1,593,889,185,742
Disposals	(5,404,082,926)	(94,825,322,365)	(1,700,690,363)	(6,737,225,408)	(491,388,660)	(109,158,709,722)
Other increases/(decreases) (*)	1,918,496,413	(8,238,861,268)	(179,157,538)	(4,371,748,769)	(963,370)	(10,872,234,532)
<b>As at 31/12/2022</b>	<b>971,466,792,307</b>	<b>6,741,456,611,899</b>	<b>62,000,083,955</b>	<b>489,316,172,743</b>	<b>29,511,597,689</b>	<b>8,293,751,258,593</b>
<b>NET BOOK VALUE</b>						
<b>As at 01/01/2022</b>	<b>4,336,327,070,657</b>	<b>4,698,314,952,103</b>	<b>33,362,821,673</b>	<b>123,989,735,709</b>	<b>68,940,118,921</b>	<b>9,260,934,699,063</b>
<b>As at 31/12/2022</b>	<b>4,832,230,755,291</b>	<b>5,579,226,979,538</b>	<b>33,629,966,134</b>	<b>190,926,708,017</b>	<b>78,216,729,540</b>	<b>10,714,231,138,520</b>

(\*) Other decreases in fixed assets during the period mainly represent machinery and equipment from former telecommunications fibre infrastructure during the period from 2014 to 2016. Since 2017, the Corporation has no longer used such assets so the Corporation has reclassified them into inventory for disposal or replacement purpose.

**FPT CORPORATION**

10 Pham Van Bach Street, Dich Vong Ward  
Cau Giay District, Hanoi, S.R. Vietnam

Consolidated financial statements  
For the period from 01 January 2022 to 31 December 2022

**NOTES TO THE CONSOLIDATED FINANCIAL STATEMENTS (Continued)**

FORM B 09-DN/HN

*These notes are an integral part of and should be read in conjunction with the accompanying consolidated financial statements*

**12. INTANGIBLE FIXED ASSETS**

	Land use right	Computer software	License, copyright, and patent	Others	Total
	VND	VND	VND	VND	VND
<b>COST</b>					
<b>As at 01/01/2022</b>	<b>224,241,039,098</b>	<b>505,468,243,345</b>	<b>1,213,164,052,667</b>	<b>306,233,311,901</b>	<b>2,249,106,647,011</b>
Purchases	31,230,898,724	110,976,758,657	1,943,717,135	418,559,290	144,569,933,806
Transfers from CIP	-	114,101,818,427	114,671,592,898	-	228,773,411,325
Disposals	-	(48,361,512,489)	(13,514,756,095)	-	(61,876,268,584)
Other increases/(decreases)	(2,340,486,933)	883,729,028	(10,826,902,427)	(406,738,441)	(12,690,398,773)
<b>As at 31/12/2022</b>	<b>253,131,450,889</b>	<b>683,069,036,968</b>	<b>1,305,437,704,178</b>	<b>306,245,132,750</b>	<b>2,547,883,324,785</b>
<b>ACCUMULATED AMORTISATION</b>					
<b>As at 01/01/2022</b>	<b>12,044,918,407</b>	<b>405,544,361,997</b>	<b>644,382,459,695</b>	<b>54,074,849,065</b>	<b>1,116,046,589,164</b>
Charge for the period	1,471,376,223	73,506,938,518	104,571,880,231	15,364,553,972	194,914,748,944
Disposals	-	(38,044,470,463)	(13,514,756,095)	-	(51,559,226,558)
Other increases/(decreases)	-	922,740,986	568,845,108	(70,562,813)	1,421,023,281
<b>As at 31/12/2022</b>	<b>13,516,294,630</b>	<b>441,929,571,038</b>	<b>736,008,428,939</b>	<b>69,368,840,224</b>	<b>1,260,823,134,831</b>
<b>NET BOOK VALUE</b>					
<b>As at 01/01/2022</b>	<b>212,196,120,691</b>	<b>99,923,881,348</b>	<b>568,781,592,972</b>	<b>252,158,462,836</b>	<b>1,133,060,057,847</b>
<b>As at 31/12/2022</b>	<b>239,615,156,259</b>	<b>241,139,465,930</b>	<b>569,429,275,239</b>	<b>236,876,292,526</b>	<b>1,287,060,189,954</b>

**FPT CORPORATION**

10 Pham Van Bach Street, Dich Vong Ward  
Cau Giay District, Hanoi, S.R. Vietnam

**Consolidated financial statements**

For the period from 01 January 2022 to 31 December 2022

**NOTES TO THE CONSOLIDATED FINANCIAL STATEMENTS (Continued)****FORM B 09-DN/HN**

*These notes are an integral part of and should be read in conjunction with the accompanying consolidated financial statements*

**13. CONSTRUCTION IN PROGRESS**

Detail by significant projects	31/12/2022	31/12/2021
	VND	VND
- FPT Complex - Phase 2	1,720,045,153	258,412,259,377
- District 9 Data Center	177,411,715,340	155,530,187,879
- F-Ville 3	184,520,996,061	133,012,849,866
- FPT Univesity in Da Nang	192,406,270,030	73,936,507,593
- FPT Univesity in Quy Nhon	55,892,039,266	99,356,380,599
- Other projects	450,237,455,885	570,350,560,370
	<b>1,062,188,521,735</b>	<b>1,290,598,745,684</b>

**14. INVESTMENTS IN SUBSIDIARIES**

Details of the Corporation's subsidiaries as at 31 December 2022 are as follows:

Name of subsidiary	Place of incorporation and operation	Proportion of ownership interest (direct and indirect)	Proportion of voting power held	Principal activities
FPT Information System Corporation	Floor 22, Keangnam Landmark 72, E6, Pham Hung Street, Me Tri, Tu Liem, Hanoi	100.00%	100.00%	Providing application software solution, ERP service, IT service and integrated system service
FPT Software Company Limited	Floor 6-12, FPT Cau Giay Building, Duy Tan Street, Cau Giay District, Hanoi	100.00%	100.00%	Providing software services and products
FPT Telecom Joint Stock Company (I)	Floor 2, FPT Cau Giay Building, Duy Tan Street, Cau Giay District, Hanoi	45.66%	45.66%	Providing ADSL services, fixed line internet services, online advertising and other online services
FPT Education Company Limited	FPT Cau Giay Building, Duy Tan Street, Cau Giay District, Hanoi	100.00%	100.00%	Providing training and technology services
FPT Online Service Joint Stock Company	Lot 29B-31B-33B, Tan Thuan Street, Tan Thuan Dong Ward, District 7, Ho Chi Minh city	49.52%	80.15%	Providing online services

**FPT CORPORATION**10 Pham Van Bach Street, Dich Vong Ward  
Cau Giay District, Hanoi, S.R. Vietnam**Consolidated financial statements**

For the period from 01 January 2022 to 31 December 2022

**NOTES TO THE CONSOLIDATED FINANCIAL STATEMENTS (Continued)****FORM B 09-DN/HN***These notes are an integral part of and should be read in conjunction with the accompanying consolidated financial statements***14. INVESTMENTS IN SUBSIDIARIES (Continued)**

Name of subsidiary	Place of incorporation and operation	Proportion of ownership interest (direct and indirect)	Proportion of voting power held	Principal activities
FPT Investment Company Limited	No.10, Pham Van Bach Street, Dich Vong Ward, Cau Giay District, Hanoi	100.00%	100.00%	Providing financial services activities (investment consulting services, excluding legal and financial consulting services)
FPT Smart Cloud Company Limited	No.10, Pham Van Bach Street, Dich Vong Ward, Cau Giay District, Hanoi	100.00%	100.00%	Providing IT services and other services related to computers
FPT Digital company limited	No.10, Pham Van Bach Street, Dich Vong Ward, Cau Giay District, Hanoi	100.00%	100.00%	Providing digital transformation consulting services

- (i) As at 31/12/2022, FPT Corporation holds 45.66% ownership interest (31/12/2021: 45.65%) and controls 45.66% of voting rights (31/12/2021: 45.65%) at FPT Telecom Joint Stock Company. However, the Corporation has the power to cast the majority of votes at meetings of the Board of Management of FPT Telecom Joint Stock Company and thus, the Corporation has the power to control the financial and operating policies of FPT Telecom Joint Stock Company. Therefore, the Corporation has control over FPT Telecom Joint Stock Company, and thus, the financial statements of FPT Telecom Joint Stock Company are incorporated into the Corporation's consolidated financial statements.

**15. INVESTMENTS IN ASSOCIATES**

	From 01/01/2022 to 31/12/2022	From 01/01/2021 to 31/12/2021
	VND	VND
<b>Opening balance</b>	<b>2,018,005,439,382</b>	<b>1,980,817,143,237</b>
Additional investments in associates	120,361,750,000	-
Share of net profit of associates	484,396,097,978	686,864,681,119
Dividend received	(419,457,561,507)	(247,110,500,700)
Change from investment in associates to equity investments	-	(421,951,853,613)
Other increases/(decreases)	3,228,661,417	19,385,969,339
<b>Closing balance</b>	<b>2,206,534,387,270</b>	<b>2,018,005,439,382</b>

**15. INVESTMENTS IN ASSOCIATES (Continued)**

Details of direct associates as at 31 December 2022 are as follows:

Name of associate	Place of incorporation and operation	Proportion of ownership interest (direct and indirect)	Proportion of voting power held	Principal activities
FPT Digital Retail Joint Stock Company	261 - 263 Khanh Hoi, Ward 2, District 4, Hochiminh City	46.53%	46.53%	Retails of computers, peripheral devices, software and telecommunication equipment; telecom service agent
Synnex FPT Joint Stock Company	FPT Cau Giay Building, Duy Tan Street, Cau Giay District, Hanoi	48.00%	48.00%	Producing technology products and distributing IT devices and mobile phone; and manufacturing computers

Details of indirect associates through the subsidiaries as at 31 December 2022 are as follows:

Name of associate	Place of incorporation and operation	Proportion of ownership interest (direct and indirect)	Proportion of voting power held	Principal activities
FPT Fund Management Joint Stock Company	Floor 9, TTC Building, Dich Vong Hau Ward, Cau Giay District, Hanoi	25.00%	25.00%	Portfolio and fund management and other services

These notes are an integral part of and should be read in conjunction with the accompanying consolidated financial statements

## 16. TRADE PAYABLES

As at 31/12/2022 trade payables balance does not include balances of trade payables which account for 10% or more of the total trade payables balance.

## 17. TAXES AND OTHER RECEIVABLES FROM/PAYABLES TO THE STATE BUDGET

Items	31/12/2021	In the period		31/12/2022
		Amount payable	Amount paid and deducted	
		VND	VND	
Value-added tax	211,729,121,066	4,365,436,502,313	4,329,072,752,808	248,092,870,571
- Output VAT	211,719,296,971	4,059,774,868,800	4,023,405,142,592	248,089,023,179
- VAT on imports	9,824,095	305,661,633,513	305,667,610,216	3,847,392
Corporate income tax	171,230,292,386	1,190,689,098,114	1,221,845,769,862	140,073,620,638
Other taxes	102,180,339,926	1,576,369,832,120	1,581,689,754,995	96,860,417,051
- Personal income tax	95,074,448,101	1,261,068,518,385	1,267,759,298,443	88,383,668,043
- Other taxes and other payables	7,105,891,825	315,301,313,735	313,930,456,552	8,476,749,008
	<b>485,139,753,378</b>	<b>7,132,495,432,547</b>	<b>7,132,608,277,665</b>	<b>485,026,908,260</b>
In which:				
- Taxes and other receivables from t.	32,512,955,431			186,639,395,697
- Taxes and other payables to the St	517,652,708,809			671,666,303,957

	31/12/2022	31/12/2021
	VND	VND
<b>Taxes and other receivables from the State budget</b>		
Value-added tax	47,871,478,197	5,429,151,094
Corporate income tax	85,115,841,751	22,034,484,010
Personal income tax	37,955,581,006	117,040,768
Other taxes	15,696,494,743	4,932,279,559
	<b>186,639,395,697</b>	<b>32,512,955,431</b>
<b>Taxes and other payables to the State budget</b>		
Value-added tax	303,130,974,474	217,158,272,160
Corporate income tax	225,189,462,389	193,264,776,396
Personal income tax	126,389,625,826	95,191,488,869
Other taxes and other payables	16,956,241,268	12,038,171,384
	<b>671,666,303,957</b>	<b>517,652,708,809</b>

**FPT CORPORATION**10 Pham Van Bach Street, Dich Vong Ward  
Cau Giay District, Hanoi, S.R. Vietnam**Consolidated financial statements**

For the period from 01 January 2022 to 31 December 2022

**NOTES TO THE CONSOLIDATED FINANCIAL STATEMENTS (Continued)****FORM B 09-DN/HN***These notes are an integral part of and should be read in conjunction with the accompanying consolidated financial statements***18. SHORT-TERM ACCRUED EXPENSES**

	<u>31/12/2022</u>	<u>31/12/2021</u>
	VND	VND
Accrued expenses for system integration projects	344,059,961,840	373,922,432,375
Accrued interest expenses	146,256,187,840	136,502,079,832
Other accruals	414,285,888,067	318,701,711,190
	<u>904,602,037,747</u>	<u>829,126,223,397</u>

**19. UNEARNED REVENUE**

	<u>31/12/2022</u>	<u>31/12/2021</u>
	VND	VND
<b>a. Short-term</b>		
Unearned revenue related to telecom services	1,548,863,526,027	1,377,808,677,041
Unearned revenue related to tuition and fees	1,431,663,399,394	974,465,066,009
Other items	219,874,436,434	178,095,552,508
	<u>3,200,401,361,855</u>	<u>2,530,369,295,558</u>
<b>b. Long-term</b>		
Unearned revenue related to telecom services	5,513,554,636	7,633,889,103
Other items	109,365,881,731	87,209,960,462
	<u>114,879,436,367</u>	<u>94,843,849,565</u>

**20. OTHER PAYABLES**

	<u>31/12/2022</u>	<u>31/12/2021</u>
	VND	VND
<b>a. Short-term</b>		
Union fees	92,007,765,491	82,995,929,719
Social, health, unemployment insurance	109,064,046,781	85,026,865,617
Short-term deposits received	127,765,532,086	112,170,802,413
Dividends payable	14,449,102,056	12,806,984,031
Other payables	238,029,256,484	262,466,739,914
	<u>581,315,702,898</u>	<u>555,467,321,694</u>
<b>b. Long-term</b>		
Long-term deposits received	22,522,569,407	26,811,367,303
Other payables	5,341,338,325	8,096,842,271
	<u>27,863,907,732</u>	<u>34,908,209,574</u>



**FPT CORPORATION**

10 Pham Van Bach Street, Dich Vong Ward  
Cau Giay District, Hanoi, S.R. Vietnam

**Consolidated financial statements**

For the period from 01 January 2022 to 31 December 2022

**NOTES TO THE CONSOLIDATED FINANCIAL STATEMENTS (Continued)**

**FORM B 09-DN/HN**

*These notes are an integral part of and should be read in conjunction with the accompanying consolidated financial statements*

**21. LOANS AND OBLIGATIONS UNDER FINANCE LEASE**

**a. Short-term**

Item	31/12/2021		In the period			31/12/2022	
	Amount	Amount able to be paid off	Increase	Decrease	Foreign exchange at the end of the period	Amount	Amount able to be paid off
	VND	VND	VND	VND	VND	VND	VND
Short-term loans from banks and economic entities (i)	17,381,426,776,367	17,381,426,776,367	28,001,477,406,332	35,298,949,307,622	(49,254,266,109)	10,034,700,608,968	10,034,700,608,968
Current portion of long-term loans and obligations under finance lease	418,014,411,410	418,014,411,410	918,770,140,347	449,481,786,714	(17,658,528,997)	869,644,236,046	869,644,236,046
- Current portion of long-term loans (ii)	416,624,371,951	416,624,371,951	898,523,491,223	441,105,641,290	(17,677,612,159)	856,364,609,725	856,364,609,725
- Current portion of long-term obligations under finance lease	1,390,039,459	1,390,039,459	20,246,649,124	8,376,145,424	19,083,162	13,279,626,321	13,279,626,321
	<b>17,799,441,187,777</b>	<b>17,799,441,187,777</b>	<b>28,920,247,546,679</b>	<b>35,748,431,094,336</b>	<b>(66,912,795,106)</b>	<b>10,904,344,845,014</b>	<b>10,904,344,845,014</b>

- (i) Short-term loans from banks and economic entities are mainly under trust and in the form of letter of credit. These credit facilities are unsecured and can be withdrawn in either Vietnam Dong or United State Dollars. Interest charge is determined per each specific withdrawal.
- (ii) Please see Note 22 for more details.

**FPT CORPORATION**

10 Pham Van Bach Street, Dich Vong Ward  
Cau Giay District, Hanoi, S.R. Vietnam

**Consolidated financial statements**

For the period from 01 January 2022 to 31 December 2022

**NOTES TO THE CONSOLIDATED FINANCIAL STATEMENTS (Continued)**

**FORM B 09-DN/HH**

These notes are an integral part of and should be read in conjunction with the accompanying consolidated financial statements

**21. LOANS AND OBLIGATIONS UNDER FINANCE LEASE (Continued)**

**b. Long-term**

Items	31/12/2021		In the period			31/12/2022	
	Amount	Amount able to be paid off	Increase	Decrease	Foreign exchange at the end of the period	Amount	Amount able to be paid off
	VND	VND	VND	VND	VND	VND	VND
Long-term loans	2,708,918,206,498	2,708,918,206,498	82,164,186,447	441,105,641,290	(36,011,937,021)	2,313,964,814,634	2,313,964,814,634
Other long-term liabilities	5,404,697,958	5,404,697,958	36,587,391,954	8,376,145,424	(106,189,086)	33,509,755,402	33,509,755,402
	<b>2,714,322,904,456</b>	<b>2,714,322,904,456</b>	<b>118,751,578,401</b>	<b>449,481,786,714</b>	<b>(36,118,126,107)</b>	<b>2,347,474,570,036</b>	<b>2,347,474,570,036</b>
In which:							
- Amount due for settlement within 12 months	418,014,411,410					869,644,236,046	
- Amount due for settlement after 12 months	2,296,308,493,046					1,477,830,333,990	

	31/12/2022	31/12/2021
	VND	VND
Long-term loans:		
- Within 3 years	2,313,964,814,634	2,708,918,206,498
- 4-year loans	1,829,680,417,553	2,085,802,767,478
- 5-year loans	-	-
- Over 5-year	418,822,793,181	548,834,107,360
Long-term obligations under finance leases	65,461,603,900	74,281,331,660
	33,509,755,402	5,404,697,958
	<b>2,347,474,570,036</b>	<b>2,714,322,904,456</b>
Of which:		
Amount due for settlement within 12 months	869,644,236,046	418,014,411,410
Amount due for settlement after 12 months	1,477,830,333,990	2,296,308,493,046

## 21. LONG-TERM LOANS AND OBLIGATIONS UNDER FINANCE LEASE (Continued)

Long-term loans are repayable as follows:

	<u>31/12/2022</u>	<u>31/12/2021</u>
	VND	VND
On demand or within one year	856,364,609,725	416,624,371,951
In the second year	1,276,573,372,159	867,271,872,209
In the third to fifth year inclusive	176,367,074,850	1,403,692,439,998
After five years	4,659,757,900	21,329,522,340
	<u>2,313,964,814,634</u>	<u>2,708,918,206,498</u>
Less: Amount due for settlement within 12 months (shown under current liabilities)	856,364,609,725	416,624,371,951
<b>Amount due for settlement after 12 months</b>	<u>1,457,600,204,909</u>	<u>2,292,293,834,547</u>

## c. Details of borrowings in original currencies

Details of borrowings in original currencies are as follows:

	<u>31/12/2022</u>		<u>31/12/2021</u>	
	Original amount	VND equivalent	Nguyên tệ	VND equivalent
US Dollars ("USD")	81,305,026.21	1,892,973,593,416	303,962,500.00	6,974,395,019,400
Japanese Yen ("JPY")	17,163,468,078.00	3,247,814,465,750	20,884,075,209.00	4,230,233,154,020
Vietnamese Dong ("VND")	7,241,387,119,838	7,241,387,119,838	8,891,121,507,403	8,891,121,507,403
		<u>12,382,175,179,004</u>		<u>20,095,749,680,823</u>

Details of borrowings in foreign currencies which are hedged by foreign currency swap and forward contracts are as follows:

	<u>31/12/2022</u>		<u>31.12.2021</u>	
	Total amount	Hedged amount	Total amount	Hedged amount
USD	81,305,026.21	78,400,000.00	303,962,500.00	288,400,000.00
JPY	17,163,468,078.00	5,650,000,000.00	20,884,075,209.00	10,770,000,000.00

**FPT CORPORATION**

10 Pham Van Bach Street, Dich Vong Ward  
Cau Giay District, Hanoi, S.R. Vietnam

**Consolidated financial statements**

For the period from 01 January 2022 to 31 December 2022

**NOTES TO THE CONSOLIDATED FINANCIAL STATEMENTS (Continued)**

**FORM B 09-DN/HN**

*These notes are an integral part of and should be read in conjunction with the accompanying consolidated financial statements*

**22. SHAREHOLDERS' EQUITY**

**Equity movement**

	Owner's contributed capital	Share premium	Other owner's capital	Treasury shares	Foreign exchange reserve	Investment and development fund	Owner's other fund	Retained earnings	Total
	VND	VND		VND		VND	VND	VND	VND
As at 01/01/2021	7,839,874,860,000	49,713,213,411	920,081,410,199	(823,760,000)	13,496,751,277	442,371,579,941	87,203,093,024	6,390,906,128,452	15,742,823,276,304
Share issued	52,097,680,000	-	-	-	-	-	-	-	52,097,680,000
Net profit for the year	-	-	-	-	-	-	-	-	4,338,147,368,639
Transferred to bonus and welfare funds	-	-	-	-	-	-	-	4,338,147,368,639	4,338,147,368,639
Transferred to and used development and investment fund	-	-	-	-	-	-	-	(397,214,792,234)	(397,214,792,234)
Stock dividends declared	1,183,543,950,000	-	249,845,760,000	-	-	128,120,045,702	-	-	128,120,045,702
Cash dividends declared	-	-	-	-	-	-	-	(1,433,389,710,000)	-
Others movement of equity	-	-	8,247,606,167	-	(36,058,683,525)	-	-	(1,696,584,151,000)	(1,696,584,151,000)
<b>As at 01/01/2022</b>	<b>9,075,516,490,000</b>	<b>49,713,213,411</b>	<b>1,178,174,776,366</b>	<b>(823,760,000)</b>	<b>(22,561,932,248)</b>	<b>570,491,625,643</b>	<b>87,203,093,024</b>	<b>7,000,480,585,004</b>	<b>17,938,194,091,200</b>
Shares issued	66,442,650,000	-	-	823,760,000	-	-	-	-	67,266,410,000
Net profit for the period	-	-	-	-	-	-	-	-	5,294,754,736,681
Transferred to bonus and welfare funds	-	-	-	-	-	-	-	5,294,754,736,681	5,294,754,736,681
Transferred to and used development and investment fund	-	-	-	-	-	-	-	(455,520,302,161)	(455,520,302,161)
Stock dividends declared	1,828,306,580,000	-	-	-	-	509,149,398,526	-	(272,305,062,734)	236,844,335,792
Cash dividends declared	-	-	-	-	-	-	-	(1,828,306,580,000)	-
Others movement of equity	-	-	890,091,781	-	(17,795,600,933)	-	-	(2,011,222,486,000)	(2,011,222,486,000)
<b>As at 31/12/2022</b>	<b>10,970,265,720,000</b>	<b>49,713,213,411</b>	<b>1,179,064,858,147</b>	<b>-</b>	<b>(40,357,533,181)</b>	<b>1,079,641,024,169</b>	<b>87,203,093,024</b>	<b>7,704,079,785,679</b>	<b>21,029,610,171,249</b>
In which:									
Net profit in the year transferred from consolidated Income Statement	-	-	-	-	-	-	-	5,295,017,290,535	5,295,017,290,535
Non-controlling interest									
- Balance at 01/01/2022	1,905,617,932,428	75,648,419,200	30,103,729,672	-	(658,356,225)	448,213,156,949	-	1,018,116,256,813	3,477,041,138,837
- Balance at 31/12/2022	1,905,627,821,702	77,495,979,075	30,102,969,515	-	(148,660,546)	772,332,846,432	-	1,525,209,618,314	4,310,620,574,492
<b>Total</b>									
Balance at 01/01/2022	10,981,134,422,428	125,361,632,611	1,208,278,506,038	(823,760,000)	(23,220,288,473)	1,018,704,782,592	87,203,093,024	8,018,596,841,817	21,415,235,230,037
Balance at 31/12/2022	12,875,893,541,702	127,209,192,486	1,209,167,837,662	-	(40,506,193,727)	1,851,973,870,601	87,203,093,024	9,229,289,403,993	25,340,230,745,741

**FPT CORPORATION**

10 Pham Van Bach Street, Dich Vong Ward  
Cau Giay District, Hanoi, S.R. Vietnam

**Consolidated financial statements**

For the period from 01 January 2022 to 31 December 2022

**NOTES TO THE CONSOLIDATED FINANCIAL STATEMENTS (Continued)****FORM B 09-DN/HN**

*These notes are an integral part of and should be read in conjunction with the accompanying consolidated financial statements*

**22. SHAREHOLDERS' EQUITY (Continued)****Number of outstanding shares**

	<u>31/12/2022</u>	<u>31/12/2021</u>
	Number of shares	Number of shares
<b>Authorised share capital</b>	<b>1,097,026,572</b>	<b>907,551,649</b>
<b>Issued shares</b>	<b>1,097,026,572</b>	<b>907,551,649</b>
Ordinary shares	1,097,026,572	907,551,649
<i>Shares subject to restriction in ownership transfer</i>	<i>15,836,905</i>	<i>12,990,216</i>
<b>Treasury shares</b>	<b>-</b>	<b>(82,376)</b>
Ordinary shares	-	(82,376)
<i>Shares subject to restriction in ownership transfer</i>	<i>-</i>	<i>-</i>
<b>Outstanding shares in circulation</b>	<b>1,097,026,572</b>	<b>907,469,273</b>
Ordinary shares	1,097,026,572	907,469,273
<i>Shares subject to restriction in ownership transfer</i>	<i>15,836,905</i>	<i>12,990,216</i>

All ordinary shares have a par value of VND 10,000. Each share is entitled to one vote at shareholders' meetings of the Company. Shareholders are entitled to receive dividends as declared at each point in time. All ordinary shares are ranked equally with regard to the Company's residual assets. In respect of shares bought back by the Company, all rights are suspended until those shares are re-issued.

Shares subject to restriction in ownership transfer have a par value of VND 10,000. These shares are subject to restrictions according to which shareowners are not allowed to resell their shares within specified term from the date of issuance.

**23. REVENUE**

	<u>From 01/01/2022</u>	<u>From 01/01/2021</u>
	to 31/12/2022	to 31/12/2021
	VND	VND
<b>Total revenue from goods sold and services rendered</b>	<b>44,030,782,427,176</b>	<b>35,671,052,233,610</b>
In which:		
- Revenue from goods sold	4,638,266,711,059	4,331,599,350,448
- Revenue from services rendered	39,392,515,716,117	31,339,452,883,162
Deductions	13,483,200,364	13,789,688,583
<b>Net revenue from goods sold and services rendered</b>	<b>44,017,299,226,812</b>	<b>35,657,262,545,027</b>

**24. COSTS OF SALES**

	<u>From 01/01/2022</u>	<u>From 01/01/2021</u>
	to 31/12/2022	to 31/12/2021
	VND	VND
Cost of goods sold	3,853,528,875,957	3,601,863,007,408
Cost of services rendered	22,727,643,356,509	18,422,454,851,869
Provision for devaluation of inventories	39,357,876,064	980,448,972
	<u>26,620,530,108,530</u>	<u>22,025,298,308,249</u>

**FPT CORPORATION**10 Pham Van Bach Street, Dich Vong Ward  
Cau Giay District, Hanoi, S.R. Vietnam**Consolidated financial statements**

For the period from 01 January 2022 to 31 December 2022

**NOTES TO THE CONSOLIDATED FINANCIAL STATEMENTS (Continued)****FORM B 09-DN/HN***These notes are an integral part of and should be read in conjunction with the accompanying consolidated financial statements***25. FINANCIAL INCOME**

	From 01/01/2022 to 31/12/2022	From 01/01/2021 to 31/12/2021
	VND	VND
Interest from bank deposits, loans and bonds	1,348,996,674,766	1,005,087,621,030
Foreign exchange gain	466,402,048,429	256,376,220,663
Dividends and profits received	14,550,418,000	5,000,000,000
Profit from disposal of equity investment	165,668,021,355	213,900,624
Other financial income	2,356,810,952	4,111,643,950
	<b>1,997,973,973,502</b>	<b>1,270,789,386,267</b>

**26. FINANCIAL EXPENSES**

	From 01/01/2022 to 31/12/2022	From 01/01/2021 to 31/12/2021
	VND	VND
Interest expense	645,725,556,308	483,995,846,804
Foreign exchange loss	498,331,726,336	251,192,937,226
Other financial expenses	518,664,372,161	408,998,662,815
	<b>1,662,721,654,805</b>	<b>1,144,187,446,845</b>

**27. EARNINGS PER SHARE**

Basic earnings per share for the period ended 31 December 2022 was calculated based on the profit attributable to ordinary shareholders and a weighted average number of outstanding ordinary shares during the year, as follows:

	From 01/01/2022 to 31/12/2022	From 01/01/2021 to 31/12/2021
	VND	VND
Accounting profit after tax	5,295,017,290,535	4,337,411,879,802
Allocation to bonus and welfare fund	455,520,302,161	397,214,792,234
Weighted average number of outstanding ordinary shares	1,094,675,391	1,088,929,691
<b>Basic earnings per share</b>	<b>4,421</b>	<b>3,618</b>

**Restatement of weighted average number of ordinary shares**

On 13 June 2022, FPT Corporation paid dividend in shares, which led to a retrospective adjustment to the weighted average number of outstanding ordinary shares of the period from 01 January 2021 to 31 December 2021, as follows:

	Weighted average number of ordinary shares	Basic earnings per share
<b>As stated in the consolidated financial statements for the period from 01 January 2021 to 31 December 2021</b>	<b>906,099,033</b>	<b>4,349</b>
Effect of stock dividends issued on 13 June 2022	182,830,658	(730)
<b>As restated</b>	<b>1,088,929,691</b>	<b>3,618</b>

**FPT CORPORATION**10 Pham Van Bach Street, Dich Vong Ward  
Cau Giay District, Hanoi, S.R. Vietnam**Consolidated financial statements**

For the period from 01 January 2022 to 31 December 2022

**NOTES TO THE CONSOLIDATED FINANCIAL STATEMENTS (Continued)****FORM B 09-DN/HN***These notes are an integral part of and should be read in conjunction with the accompanying consolidated financial statements***28. RELATED PARTY TRANSACTIONS AND BALANCES**

During the period, the Corporation entered into the following significant transactions with its related parties:

	Year to date	
	2022	2021
	VND	VND
<b>Purchases of goods and services</b>		
Synnex FPT Joint Stock Company	3,633,739,215,975	1,386,478,746,207
FPT Digital Retail Joint Stock Company	123,023,191,853	130,040,334,188
<b>Sales of goods and services</b>		
Synnex FPT Joint Stock Company	91,447,675,058	23,973,340,084
FPT Digital Retail Joint Stock Company	81,184,733,237	68,365,252,478

Significant related party balances at the balance sheet date were as follows:

	31/12/2022	31/12/2021
	VND	VND
<b>Entrusted investments</b>		
FPT Fund Management Joint Stock Company	41,366,081,776	41,366,081,776
<b>Capital contribution</b>		
FPT Fund Management Joint Stock Company	27,500,000,000	27,500,000,000
FPT Digital Retail Joint Stock Company	94,000,000,000	94,000,000,000
Synnex FPT Joint Stock Company	398,500,000,000	398,500,000,000
<b>Balances of borrowings</b>		
FPT Digital Retail Joint Stock Company	40,000,000,000	1,520,000,000,000
<b>Short-term payables</b>		
Synnex FPT Joint Stock Company	344,970,540,601	122,863,851,131
<b>Payable to centralized account</b>		
FPT Digital Retail Joint Stock Company	67,869,895	270,752,646

**29. COMMITMENTS**

On 25 February 2015, the Corporation entered into a comprehensive cooperation agreement with Tien Phong Commercial Joint Stock Bank for supporting students who join the training courses under the 10,000 Bridge Software Engineer program. This program aims to train Japanese (in 6-12 month courses) for 10,000 students in Japan in the next few years. The students who participate in this training course in Japan will be rewarded financial guarantee by the Corporation equivalent to 90% of their total credit obligations arising at the Bank, with a maximum credit limit of VND 500 million per person. As at 31 December 2022, the number of students participating in the program in Japan are 44, and the total estimated guarantee amount is correspondingly VND 3,070,789,125.

**FPT CORPORATION**

10 Pham Van Bach Street, Dich Vong Ward  
Cau Giay District, Hanoi, S.R. Vietnam

**Consolidated financial statements**

For the period from 01 January 2022 to 31 December 2022

**NOTES TO THE CONSOLIDATED FINANCIAL STATEMENTS (Continued)**

**FORM B 09-DN/HN**

*These notes are an integral part of and should be read in conjunction with the accompanying consolidated financial statements*

**30. COMPARATIVE FIGURES**


Comparative figures of the consolidated balance sheet, consolidated income statement and consolidated cash flow statement are the figures in the audited consolidated financial statements for the year ended 31 December 2021.



**Hoang Ngoc Bich**  
Preparer



**Hoang Huu Chien**  
Chief Accountant



**Nguyen The Phuong**  
Deputy General Director

Hanoi, 18<sup>th</sup> January 2023

